



# **Native Protocol Risk Management Gateway**

**System version 1.11**

**Interface version 37**

**Document version 1.13.11**

**12 February 2021**

# Revision history

## Version 1.13.11 February 4, 2021

Description of the section [4.8](#) System information topic was updated — added description of keys from the [SysProperties](#) message.

## Version 1.13.10 December 24, 2020

Description of the security\_type field in the [Issue](#) message was updated.

## Version 1.13.9 September 2, 2020

1. Added the new section [5.2.3](#) describing [YieldConversionRequest](#) and [YieldConversionReport](#) messages.
2. Description of the section [5.1.6](#) was updated.

## Version 1.13.8 June 2, 2020

Added warning about inexpedience using the parameters of a specific trade mode for setting up the trade system to the description of [TradeModes](#) message.

## Version 1.13.7 April 17, 2020

1. Description about the trading system's behavior in case a client uses other, than standard method of datafeeds processing was added to section [1.3](#).
2. The allowed range of values for topic\_seq and topic\_seqend parameter has been changed in section [5.1.12](#).

## Version 1.13.6 January 24, 2020

1. Added section [5.1.4](#), describing client's send rate limit of the session level messages.
2. Added section [5.2.1](#), describing client's send rate limit of the application level messages.

## Version 1.13.5 October 07, 2019

Added description of system information topic [SysProperties](#).

## Version 1.13.4 September 20, 2019

Added liquidity pool identifier for Hong-Kong Exchange (1019).

## Version 1.13.3 July 25, 2019 года

Section [5.1.3](#) renamed to "Keeping section in active state". Description of active session state maintenance is updated.

## Version 1.13.2 February 1, 2019

Added value 4 (MemberTariff) to the fee\_schema field of the [Instrument](#) message.

## Version 1.13.1 December 14, 2018

1. Document structure was changed.
2. Terminology related to topic data transmission was changed.
3. The name of Trade message of topic of clearing transactions and transfers was changed to [ClearingTrade](#).
4. Description of key fields in topic messages was added.
5. Name of topic\_header component was changed to [header](#).

## Version 1.13.0 November 3, 2017

1. The "Service overview" section has been added.
2. The "Changing risk parameters" section has been removed.
3. The msgid field value changed for the [TradeModes](#) message.
4. The over\_the\_counter field added to the [TradeModes](#) message.
5. The msgid field value changed for the [Instrument](#) message.
6. The borrowing\_status field added to the [Instrument](#) message.
7. The trading\_status field of the [TradingInstrumentStatus](#) message renamed to status.
8. Terminology changes.
9. Error codes added.

**Version 1.12.0 November 30, 2016**

1. New field markets added to the [Period](#) component.
2. The msgid value changed in the [Instrument](#) message.
3. New fields (order\_id, exch\_orderid, exec\_market, and dir) added and the msgid value changed in the [ClearingTrade](#) message.

**Version 1.11.0 March 23, 2016**

The [Market](#) message is added to the Instruments topic.

**Version 1.10.1 February 16, 2016**

Restrictions on [LimitRequest](#) are clarified.

## Table of Contents

1. Service overview .....	7
1.1. Data topics .....	7
1.2. Broadcast modes .....	7
1.3. Algorithm of receiving and processing topic data .....	7
1.3.1. Example for Clearing trades and transfers topic .....	8
1.3.2. Example for Clearing positions topic .....	8
2. Interaction with gateway .....	9
2.1. Data request .....	9
2.2. Updates canceling and resuming .....	9
2.3. Limit change .....	10
3. Protocol overview .....	11
3.1. Data types .....	11
3.2. Message format .....	11
3.3. Common components of messages .....	11
3.4. Repetitive components and fields .....	17
3.5. <code>source_id</code> values .....	17
3.6. Liquidity pool identifiers .....	18
4. Topics .....	19
4.1. Topic of clearing transactions and transfers .....	19
4.1.1. Delivery .....	21
4.2. Topic of clearing positions .....	21
4.3. Topic of funds .....	22
4.4. Topic of margin rates .....	23
4.5. Topic of risk parameters .....	23
4.6. Topic of trading member references .....	24
4.7. Topic of instrument references .....	29
4.8. System information topic .....	37
5. Protocol specification .....	38
5.1. Session layer .....	38
5.1.1. Discovery service .....	38
5.1.2. Session initialization .....	39
5.1.3. Keeping session in active state .....	40
5.1.4. Send rate limit for session messages .....	40
5.1.5. Message numbers .....	40
5.1.6. Message resend request .....	40
5.1.7. Message numbers reset by the client .....	42
5.1.8. Message numbers reset by the trading system .....	42
5.1.9. Session termination .....	42
5.1.10. Message rejection .....	42
5.1.11. Disconnection .....	42
5.1.12. Data request .....	43
5.1.13. Updates canceling .....	43
5.1.14. Report on rejecting request .....	44
5.1.15. Report on executing request .....	44
5.2. Application layer .....	45
5.2.1. Send rate limit for client requests .....	45
5.2.2. Changing client limits .....	45
5.2.3. Conversion of price to yield .....	47
A. Error codes .....	49
B. Revision History .....	59

## List of Tables

2. Format of component frame: length 12 bytes .....	11
3. Format of component instrument: length 6 bytes .....	11
4. Format of component user_header: length 20 bytes .....	11
5. Format of component gate_header: length 46 bytes .....	12
6. Format of component header: length 22 bytes .....	12
7. Format of component account: length 36 bytes .....	12
8. Format of component account_entity: length 21 bytes .....	12
9. Format of component deal: length 20 bytes .....	12
10. Format of component otccodes: length 32 bytes .....	13
11. Format of component clr_deal: length 85 bytes .....	13
12. Format of component clr_repo_deal: length 126 bytes .....	13
13. Format of component coupon_payment: length 16 bytes .....	14
14. Format of component ExchangeAccount: length 36 bytes .....	14
15. Format of component ExchangeClient: length 18 bytes .....	14
16. Format of component ExchangeInstrument: length 61 bytes .....	14
17. Format of component extra_data: length 11 bytes .....	15
18. Format of component instrument_status: length 4 bytes .....	15
19. Format of component t_OTCCode: length 18 bytes .....	15
20. Format of component Period: length 30 bytes .....	15
21. Format of component transfer: length 43 bytes .....	16
22. Format of component Underlying: length 15 bytes .....	16
24. Format of message Transfer: msgid=802, size=117 .....	19
25. Format of message ClearingTrade: msgid=814, dynamic length .....	19
26. Format of message PositionUpdate: msgid=851, dynamic length, keys=entity, balance_id, extra_key .....	22
27. Format of message FundsUpdate: msgid=852, size=79, keys=entity .....	22
28. Format of message RiskRates: msgid=810, size=78 .....	23
29. Format of message RiskParams: msgid=860, dynamic length, keys=entity .....	23
30. Format of component topic_risk_param: length 20 bytes .....	24
31. Format of message User: msgid=911, dynamic length, keys=user_id .....	24
32. Format of message OTCCode: msgid=902, size=242, keys=code .....	26
33. Format of message ClearingAccount: msgid=903, dynamic length, keys=code, clearing_member_id .....	26
34. Format of message Member: msgid=904, size=259, keys=member_id .....	27
35. Format of message Client: msgid=905, dynamic length, keys=code, trade_member_id .....	27
36. Format of message ClientGroup: msgid=906, dynamic length, keys=code, trade_member_id .....	28
37. Format of message Currency: msgid=931, size=278, keys=balance_id .....	29
38. Format of message Issue: msgid=932, size=486, keys=balance_id .....	30
39. Format of message Spot: msgid=933, size=293, keys=balance_id .....	31
40. Format of message Futures: msgid=934, size=292, keys=balance_id .....	31
41. Format of message Bond: msgid=935, dynamic length, keys=balance_id .....	32
42. Format of message TradeModes: msgid=942, size=222, keys=trade_mode_id .....	33
43. Format of message Market: msgid=936, size=220, keys=market_id .....	34
44. Format of message Instrument: msgid=973, dynamic length, keys=instrument_id .....	34
45. Format of message TradingInstrumentStatus: msgid=2031, size=96, keys=instrument_id .....	36
46. Format of message TradingInstrumentLimits: msgid=2032, size=42, keys=instrument_id .....	36
47. Format of message BorrowingStatus: msgid=2033, size=27, keys=instrument_id .....	37
48. Format of message SysProperties: msgid=864, size=30, keys=key .....	37
50. Format of message Hello: msgid=1, size=32 .....	38
51. Format of message Report: msgid=2, dynamic length .....	38
52. Format of component Report_Address: length 52 bytes .....	39
53. Format of message Login: msgid=8001, size=37 .....	39
54. Format of message Logon: msgid=8101, size=24 .....	39
55. Format of message Heartbeat: msgid=8103, size=0 .....	40
56. Format of message ResendRequest: msgid=8005, size=16 .....	41
57. Format of message ResendReport: msgid=8105, size=2 .....	41
58. Format of message SequenceReset: msgid=8004, size=8 .....	42

Native Protocol Risk  
Management Gateway

59. Format of message GapFill: msgid=8106, size=8 .....	42
60. Format of message Logout: msgid=8002, size=16 .....	42
61. Format of message Reject: msgid=8102, size=45 .....	42
62. Format of message TopicRequest: msgid=301, size=101 .....	43
63. Format of message TopicCancel: msgid=302, size=88 .....	44
64. Format of message TopicReject: msgid=402, size=142 .....	44
65. Format of message TopicReport: msgid=401, size=134 .....	45
66. Format of message LimitRequest: msgid=501, size=67 .....	46
67. Format of message LimitReport: msgid=601, size=102 .....	46
68. Format of message RejectReport: msgid=201, size=91 .....	47
69. Format of message YieldConversionRequest: msgid=514, size=36 .....	47
70. Format of message YieldConversionReport: msgid=614, size=70 .....	47

# 1. Service overview

## 1.1. Data topics

The risk management gateway provides access to data about trading members and enables management of clients' limits.

The gateway currently provides the following topics:

1. Clearing trades and transfers.
2. Clearing positions.
3. Members' funds.
4. Risk rates.
5. Risk parameters.
6. Trading members' references.
7. Instrument references.
8. System information.

Messages of each topic have continuous numbering in the `topic_seq` field. The numbering of messages sent to client may be discontinuous as client receives data in accordance with login access rights.

## 1.2. Broadcast modes

Topics can broadcast data in two modes — **snapshot** and/or **snapshot with subsequent updates**.

A snapshot is aggregation of all current data, e.g. clearing positions list, transmitted at a specified frequency.

Updates are separate messages generated and transmitted to the client when an event occurs.

During a period of inactivity in an update feed the system sends `Heartbeat` message to acknowledge connection. If messages are not transmitted for a longer period, there is either a transmission delay or absence of connection.

## 1.3. Algorithm of receiving and processing topic data

If you want to connect to a topic with snapshots and updates, it is recommended to connect in mode of snapshot with subsequent updates. First, you should receive a complete snapshot, then start recording incoming updates. If an update has been lost, it can be requested by `ResendRequest`. If messages' recovery takes significant amount of time, it is recommended to request the snapshot instead of attempting to recover lost updates.

When snapshot is complete you should record the updates. Updates can replace or replenish earlier data, depending on the topic. For topics with replacement there are identifiers of updated data - `keys`. The `keys` are fields values of topic messages and are indicated in header of tables in section [4](#).

Table 1. Features of snapshot and updates

Topic	Update		Snapshot
	Replenishment	Replacement	
Clearing trades and transfers Risk rates	✓		Messages history since the start of the trading day
Clearing positions Members' funds Risk parameters	✓	✓	An aggregation of all current data
Instruments Trading members' references		✓	

### 1.3.1. Example for Clearing trades and transfers topic



*The trade system may deny execution of client's request with an error message if the client's requests do not follow the algorithm specified below.*

An updates from Clearing trades and transfers **replenish** earlier data.

1. Send the `TopicRequest` message with `Topic=Trades.Trade` and `mode=1` to the gateway.
2. The `TopicRequest` will result in the following message sequence:
  - `TopicReport (seq=0, status=1, marker=0 (START), topic_lastseq=100, topic_lastseqsent=0)`;
  - `ClearingTrade (seq=1, topic_seq=11)`;
  - `ClearingTrade (seq=2, topic_seq=57)`;
  - `ClearingTrade (seq=3, topic_seq=32)`;
  - `ClearingTrade (seq=4, topic_seq=90)`;
  - `TopicReport (seq=0, status=1, marker=2 (SLICE_END), topic_lastseq=100, topic_lastseqsent=100)`.

The `ClearingTrade` messages have gaps between `topic_seq` values, because the `Heartbeat` messages were received between `ClearingTrade` messages.
3. Wait updates `ClearingTrade` of topic. For example, you received the following updates:
  - `ClearingTrade (seq=5, topic_seq=110)`;
  - `ClearingTrade (seq=6, topic_seq=117)`;

Add received updates to the end of snapshot.

### 1.3.2. Example for Clearing positions topic



*The trade system may deny execution of client's request with an error message if the client's requests do not follow the algorithm specified below.*

An updates from Clearing positions topic **replace** earlier data.

1. Send the `TopicRequest` message with `Topic=Pos.PositionUpdate`, `mode=1` to the gateway.
2. The `TopicRequest` will result in the following message sequence:
  - `TopicReport (seq=0, status=1, marker=0 (START), topic_lastseq=567, topic_lastseqsent=0)`;
  - `PositionUpdate (seq=1, topic_seq=424, entity=entity1, balance_id=1000)`;
  - `PositionUpdate (seq=2, topic_seq=318, entity=entity2, balance_id=1000)`;
  - `PositionUpdate (seq=3, topic_seq=342, entity=entity1, balance_id=1001)`;
  - `PositionUpdate (seq=4, topic_seq=383, entity=entity3, balance_id=1001)`;
  - `TopicReport (seq=0, status=1, marker=2 (SLICE_END), topic_lastseq=567, topic_lastseqsent=567)`.

The `PositionUpdate` messages have gaps between `topic_seq` values, because the `Heartbeat` messages were received between `PositionUpdate` messages.
3. Wait updates `PositionUpdate` of topic. For example, you received the following updates:
  - `PositionUpdate (seq=5, topic_seq=581, entity=entity1, balance_id=1001)`;
  - `PositionUpdate (seq=6, topic_seq=601, entity=entity1, balance_id=1000)`;
  - `PositionUpdate (seq=7, topic_seq=594, entity=entity3, balance_id=1001)`;
4. Compare keys values of snapshot and each updates with number `topic_seq > topic_lastseqsent` (the keys of Clearing positions topic are `entity` and `balance_id`):
  - If the values are equal (updates with `seq=6, seq=7`), you should replace the snapshot message with an update.
  - If the values aren't equal (updates with `seq=5, seq=8`), you should replenish the snapshot with an update.



## 2. Interaction with gateway

### 2.1. Data request

To request data, the client should send `TopicRequest` to trading system gateway with topic identifier `topic`, range of requested messages `topic_seq`, `topic_seqend` and mode of data receipt.

In response to valid request, the client will receive notification `TopicReport` and after that should expect data messages. At the end of snapshot transmission, the client will receive `TopicReport`.

If a request contains invalid values, is duplicate or cannot be executed, it will be rejected by `TopicReject`.



*If you want to request a new topic, wait until you have received all messages, related to the previous topic request, to avoid network overload.*

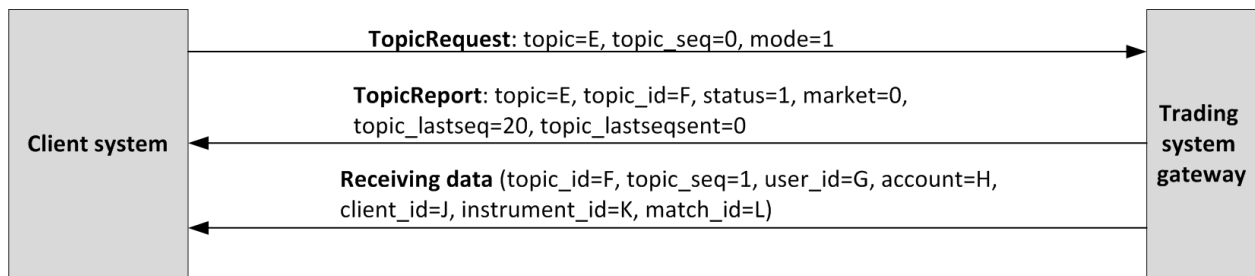


Figure 1. Request and receive data

### 2.2. Updates canceling and resuming

To stop receiving updates, the client should send `TopicCancel` to trading system gateway specifying topic identifier `topic` or `topic_id`.

In response to valid request, the client will receive notification `TopicReport` and updates will be canceled; client may continue receiving messages with data for some time after notification. If request contains invalid values or cannot be executed, it will be rejected by message `TopicReject`.

Updates are automatically canceled at disconnection.

After updates canceling, the client may request updates again, sending `TopicRequest` and specifying the `topic_seq` number to be subsequent number of the last received message.

## Interaction with gateway

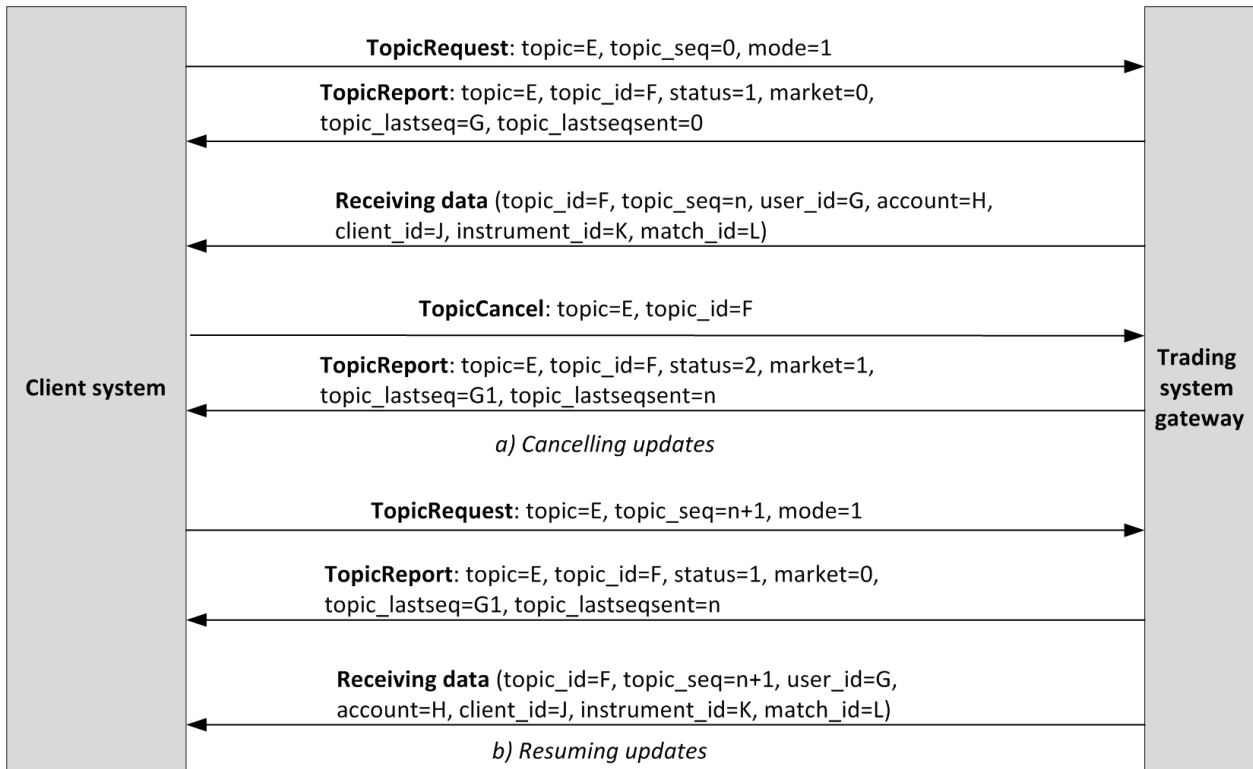


Figure 2. Canceling and resuming updates

## 2.3. Limit change

The client should send `LimitRequest` to the trading system gateway to change client instrument limits. The request should contain the identifier of balance instrument, which limit must be changed, in the `balance_id` field.

Limit can be increased or decreased for a client code, a group of client codes, an analytic clearing account or a clearing account. Client should specify the amount of limit change in the field `amount`.

A `LimitRequest` containing invalid field values will be rejected by `RejectReport`. In response to a valid request, the trading system will send `LimitReport` to the client.

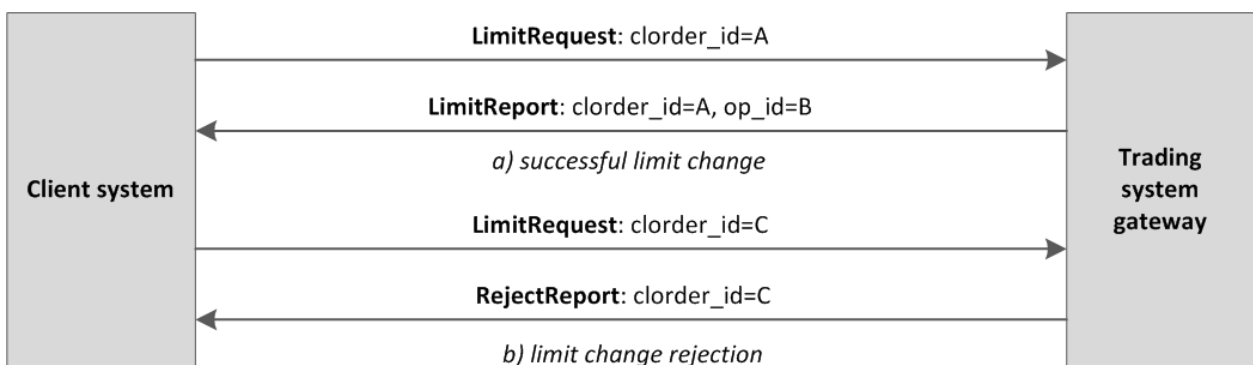


Figure 3. Request for limit change

## 3. Protocol overview

### 3.1. Data types

The trading system uses little-endian byte order (same as in x86 processor); the client shall use same.

`asciiN` is an alphanumeric string of  $N$ -byte length; the unused part should be filled with zero bytes.

`charN+1` is a UTF-8 encoded string of  $N+1$ -byte length. The last byte is the end of line character and so the available length is  $N$ ; the unused part should be filled with zero bytes.

`dec2` is an eight-byte integer representing a fraction multiplied by  $10^2$ .

`dec8` is an eight-byte integer representing a fraction multiplied by  $10^8$ .

`decn` is a nine-byte sequence; the first eight bytes are an integer representing a fraction multiplied by  $10^n$  and the last byte is  $n$ . Its value should be within the range from 0 to 8.

`intN` is an  $N$ -byte integer.

`time4` is a four-byte integer representing the Unix time in seconds, i.e. the number of seconds since 1 January 1970.

`time8n` is an eight-byte integer representing the Unix time in nanoseconds, i.e. the number of nanoseconds since 1 January 1970.

`time8m` is an eight-byte integer representing the Unix time in milliseconds, i.e. the number of milliseconds since 1 January 1970. If a field of this datatype conveys a date, the value part representing hours, minutes, seconds and milliseconds should be neglected, i.e. that is to use an integer value (rounded down) of division by 86 400 000.

### 3.2. Message format

A native protocol message is a sequence of field values in a strict order. Each message starts with the `frame` header; this three-field component includes message size, message type, and sequence number. The message size is the length of the whole message, except for the frame header, in bytes. The size is constant for all message types which do not include any repeating component or field.

A message is transmitted in a network packet as a sequence of bytes.

### 3.3. Common components of messages

Table 2. Format of component `frame`: length 12 bytes

Field	Datatype	Description
size	int2	Message length in bytes, excluding the <code>frame</code> header
msgid	int2	Message type
seq	int8	Application message sequence number

Table 3. Format of component `instrument`: length 6 bytes

Field	Datatype	Description
market_id	int2	Liquidity pool ID (please refer to section <a href="#">3.6</a> )
instrument_id	int4	Trading instrument ID

Table 4. Format of component `user_header`: length 20 bytes

Field	Datatype	Description
clorder_id	ascii20	Client order ID

Table 5. Format of component `gate_header`: length 46 bytes

Field	Datatype	Description
<code>system_time</code>	<code>time8n</code>	Client request processing time
<code>source_id</code>	<code>int2</code>	Message source (for values please refer to section 3.5)
<code>clorder_id</code>	<code>ascii20</code>	Client order ID
<code>user_id</code>	<code>ascii16</code>	Login, client gateway ID

Table 6. Format of component `header`: length 22 bytes

Field	Datatype	Description
<code>topic_id</code>	<code>int4</code>	Numerical ID of topic
<code>topic_seq</code>	<code>int8</code>	Message sequence number in topic
<code>system_time</code>	<code>time8n</code>	Message generation time
<code>source_id</code>	<code>int2</code>	Message source (for values please refer to section 3.5)

Table 7. Format of component `account`: length 36 bytes

Field	Datatype	Description
<code>member_id</code>	<code>int4</code>	Trading member ID
<code>account</code>	<code>ascii16</code>	Clearing account ID
<code>client_id</code>	<code>ascii16</code>	Client code ID

Table 8. Format of component `account_entity`: length 21 bytes

Field	Datatype	Description
<code>member_id</code>	<code>int4</code>	Trading member ID
<code>entity_id</code>	<code>ascii16</code>	Entity ID
<code>entity_type</code>	<code>int1</code>	Type of entity. Values: <ul style="list-style-type: none"> <li>• 0 (CLIENT): client code;</li> <li>• 1 (CLIENT_GROUP): group of client codes;</li> <li>• 2 (CLEAR_ACC): analytical clearing account;</li> <li>• 3 (PRINCIPAL_CLEAR_ACC): clearing account;</li> <li>• 4 (TRADE_MEMBER): trading member</li> </ul>

Table 9. Format of component `deal`: length 20 bytes

Field	Datatype	Description
<code>deal_price</code>	<code>dec8</code>	Trade price
<code>deal_id</code>	<code>int8</code>	Trade ID assigned by liquidity pool
<code>amount</code>	<code>int4</code>	Trade volume

Protocol overview

Table 10. Format of component `otccodes`: length 32 bytes

Field	Datatype	Description
<code>initiator_party</code>	<code>ascii16</code>	Negotiated order sender ID
<code>ctrparty</code>	<code>ascii16</code>	Negotiated order recipient ID

Table 11. Format of component `clr_deal`: length 85 bytes

Field	Datatype	Description
<code>deal_id</code>	<code>int8</code>	Trade ID
<code>clr_deal_id</code>	<code>int8</code>	Clearing trade ID
<code>traded_balance_id</code>	<code>int8</code>	Trading balance instrument ID
<code>measuring_balance_id</code>	<code>int8</code>	Balance instrument ID for measuring price
<code>clr_deal_price</code>	<code>dec8</code>	Clearing trade price
<code>amount</code>	<code>decn</code>	Clearing trade volume
<code>volume</code>	<code>decn</code>	Volume of trade, part one, in settlement currency
<code>dir</code>	<code>int1</code>	Side of trade. Values: <ul style="list-style-type: none"> <li>• 1 (Buy): deposit;</li> <li>• 2 (Sell): withdrawal</li> </ul>
<code>fee</code>	<code>decn</code>	Trade fee. The number can contain up to ten decimals
<code>accr_interest</code>	<code>decn</code>	Accrued coupon income
<code>flags</code>	<code>int8</code>	Flags depending on the market

Table 12. Format of component `clr_repo_deal`: length 126 bytes

Field	Datatype	Description
<code>deal_id</code>	<code>int8</code>	Trade ID
<code>clr_deal_id</code>	<code>int8</code>	Clearing trade ID
<code>traded_balance_id1</code>	<code>int8</code>	Trading balance instrument ID. 1st part of the repo
<code>measuring_balance_id1</code>	<code>int8</code>	Balance instrument ID for measuring price. 1st part of the repo
<code>traded_balance_id_back</code>	<code>int8</code>	Trading balance instrument ID. 2nd part of the repo
<code>measuring_balance_id_back</code>	<code>int8</code>	Balance instrument ID for measuring price. 2nd part of the repo
<code>repo_rate</code>	<code>dec8</code>	Repo rate
<code>price</code>	<code>dec8</code>	Price of repo trade, part one
<code>amount</code>	<code>decn</code>	Volume of trade in asset units
<code>volume</code>	<code>decn</code>	Volume of trade, part one, in settlement currency
<code>buyback_volume</code>	<code>decn</code>	Buyback volume

Protocol overview

Field	Datatype	Description
buyback_price	dec8	Buyback price
dir	int1	Side of trade. Values: <ul style="list-style-type: none"> <li>• 1 (Buy): deposit;</li> <li>• 2 (Sell): withdrawal</li> </ul>
fee	decn	Trade fee. The number can contain up to ten decimals
accr_interest	decn	Accrued coupon income
flags	int8	Flags depending on the market

Table 13. Format of component `coupon_payment`: length 16 bytes

Field	Datatype	Description
date	time8m	Date of payment
value	dec8	Amount of payment

Table 14. Format of component `ExchangeAccount`: length 36 bytes

Field	Datatype	Description
market_id	int2	Liquidity pool ID (please refer to section <a href="#">3.6</a> )
type	int2	Method to identify a clearing account. Values: <ul style="list-style-type: none"> <li>• 1 (Standart): standard;</li> <li>• 2 (External): extended, with the use of <code>codeExtra</code></li> </ul>
account	ascii16	Clearing account ID at liquidity pool
code_extra	ascii16	Additional ID of clearing account at liquidity pool

Table 15. Format of component `ExchangeClient`: length 18 bytes

Field	Datatype	Description
market_id	int2	Liquidity pool ID (please refer to section <a href="#">3.6</a> )
client_name	ascii16	Client code ID at liquidity pool

Table 16. Format of component `ExchangeInstrument`: length 61 bytes

Field	Datatype	Description
instrument	<a href="#">[instrument]</a>	Component specifying trading instrument
code_group	char16+1	Market section
code	char16+1	Instrument ticker
code_extra	char16+1	Instrument code
status	<a href="#">[instrument_status]</a>	Current status of trading instrument

Protocol overview

Table 17. Format of component `extra_data`: length 11 bytes

Field	Datatype	Description
<code>type</code>	<code>int2</code>	Parameter type
<code>value</code>	<code>decn</code>	Parameter value

Table 18. Format of component `instrument_status`: length 4 bytes

Field	Datatype	Description
<code>trading_status</code>	<code>int1</code>	Current status of trading instrument. Values: <ul style="list-style-type: none"> <li>• 2 (HALT): trading is halted;</li> <li>• 17 (TRADING): trading in progress;</li> <li>• 18 (NO_TRADING): no trading;</li> <li>• 102 (CLOSE): trading during closing auction;</li> <li>• 103 (CLOSE_PERIOD): trading during close period;</li> <li>• 107 (DISCRETE_AUCTION): trading during discrete auction;</li> <li>• 118 (OPEN): trading during opening auction;</li> <li>• 120 (FIXED_PRICE_AUCTION): trading at closing auction price</li> </ul>
<code>suspend_status</code>	<code>int1</code>	Reserved field. To be filled with null byte
<code>routing_status</code>	<code>int1</code>	Reserved field. To be filled with null byte
<code>reason</code>	<code>int1</code>	Reserved field. To be filled with null byte

Table 19. Format of component `t_OTCCode`: length 18 bytes

Field	Datatype	Description
<code>code</code>	<code>ascii16</code>	Negotiated trading ID
<code>market_id</code>	<code>int2</code>	Liquidity pool ID (please refer to section <a href="#">3.6</a> )

Table 20. Format of component `Period`: length 30 bytes

Field	Datatype	Description
<code>start</code>	<code>time8m</code>	Start timestamp
<code>finish</code>	<code>time8m</code>	End timestamp
<code>mode</code>	<code>int2</code>	Type of auction. Values: <ul style="list-style-type: none"> <li>• 0 (ProRata): pro rata two-way anonymous auction;</li> <li>• 1 (Parity): parity two-way anonymous auction;</li> <li>• 2 (TimePriority): time priority anonymous auction;</li> <li>• 3 (Address): negotiated trading;</li> <li>• 4 (OpenAuction): opening auction;</li> <li>• 5 (CloseAuction): closing auction;</li> <li>• 6 (NoTrade): no trading;</li> <li>• 7 (ExtClose): closing auction at liquidity pool</li> </ul>
<code>currency_id</code>	<code>int4</code>	Currency ID of traded instrument

Protocol overview

Field	Datatype	Description
underlying_offset	int2	Offset of the first <code>underlying</code> entry from the beginning of this field
underlying_count	int2	Number of the <code>underlying</code> group entries
markets_offset	int2	Offset of the first <code>markets</code> entry from the beginning of this field
markets_count	int2	Number of the <code>markets</code> group entries
> underlying	<a href="#">[Underlying]</a>	Component for trading instrument lot volume specification within a period of time
> markets	int2	List of available liquidity pools (please refer to section <a href="#">3.6</a> )

Table 21. Format of component `transfer`: length 43 bytes

Field	Datatype	Description
transfer_id	int8	Transfer ID assigned by trading system
balance_id	int8	Balance instrument ID
sess_id	int4	Clearing session ID
clearing_id	int4	Clearing ID preceding the transfer
dir	int1	Side of transfer. Values: <ul style="list-style-type: none"> <li>• 1 (Buy): deposit;</li> <li>• 2 (Sell): withdrawal</li> </ul>
transfer_type	int1	Type of transfer. Values: <ul style="list-style-type: none"> <li>• 1 (Trade): trade result;</li> <li>• 2 (LimitChange): change in the amount of positions</li> </ul>
flags	int8	Parameters of transfer. Values: <ul style="list-style-type: none"> <li>• 0x100 (not to verify a non-increase in arrears (“hard” withdrawal));</li> <li>• 0x200 (transfer by member’s command);</li> <li>• 0x1000 (deposit-withdrawal by client’s order);</li> <li>• 0x2000 (deposit-withdrawal by administrator’s order);</li> <li>• 0x4000 (transfer generated in the process of clearing);</li> <li>• 0x1000000 (applied for clearing account);</li> <li>• 0x4000000 (applied to client code);</li> <li>• 0x8000000 (applied for group of client codes);</li> <li>• 0x10000000 (applied for analytical clearing account)</li> </ul>
amount	decn	Volume of transfer

Table 22. Format of component `Underlying`: length 15 bytes

Field	Datatype	Description
balance_id	int4	Balance instrument ID
qty	decn	Number of balance instrument units



Field	Datatype	Description
flags	int2	Flags field. Values: <ul style="list-style-type: none"> <li>• 0x1 (CORP_DUE_BILL): additional liability in connection with corporate event;</li> <li>• 0x2 (CORP_CORRECTION): liability adjustment by clearing center in connection with corporate event;</li> <li>• 0x4 (CORP_INCOME_RETURN): transfer of income in connection with corporate event;</li> <li>• 0x8 (PRINCIPAL_OBLIGATION): principal liability flag</li> </ul>

### 3.4. Repetitive components and fields

Several message types contain one or more repeating components or fields which may have an arbitrary number of entries. One message may include multiple repetitive components and fields. All same-type repetitive components has a constant length.

A repeating component or field is always preceded by the two fields — *offset* and *count*. The *count* field specifies the number of entries. The *offset* field indicates an offset in bytes of first entry from the beginning of this very field; its value is no less than 4.

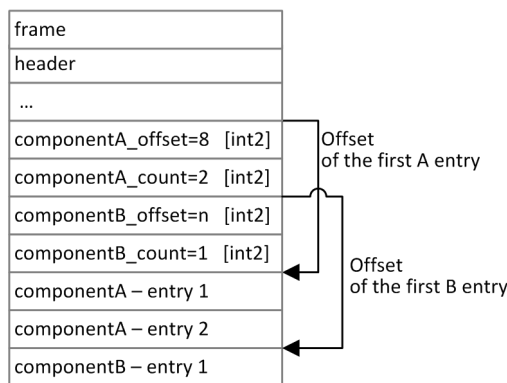


Figure 4. Template of a message with two repeating components

A repeating component may include another repeating component or field. In this case each entry refers to its own set of the embedded entries.

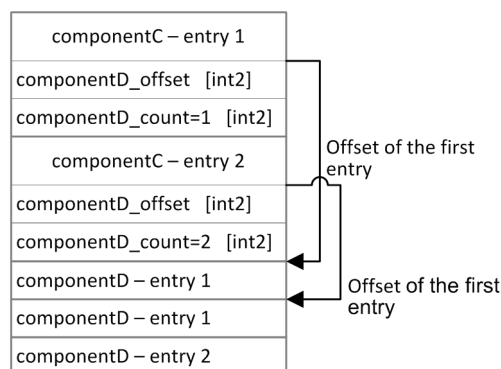


Figure 5. Template of embedded components

### 3.5. Source\_id values

Field *source\_id* is in the header *gate\_header*; the field specifies the module transmitting message to gateway for sending it to client.

Table 23. `source_id` values to be returned to client

Range	Description
100–199	Trading system gateway
200–249	Clearing House risk parameter verification modules
250–259	Matching modules
300–499	Modules of generation and calculation of market data
500–549	Routing modules
1000–1099	Liquidity pools identifiers

### 3.6. Liquidity pool identifiers

Liquidity pools' identifiers may be in fields `market`, `markets`, `market_id`, `source_id` and `exec_market`.

0 (DEFAULT) — liquidity pool is defined by the trading system.

1001 (TRADSYS) — all available liquidity pools.

1000 — liquidity pool of Saint-Petersburg Exchange.

1010 — liquidity pool of Moscow Exchange.

1015 — execution at United States liquidity pools.

1016 — market data from United States liquidity pools.

1019 — liquidity pool of Hong-Kong Exchange.

1030 — liquidity pool of NYSE.

1031 — liquidity pool of ARCA.

1032 — liquidity pool of NASDAQ.

1033 — liquidity pool of BATS.

## 4. Topics

### 4.1. Topic of clearing transactions and transfers



*Snapshot is an entire message history since the start of the trading day. Updates **replenish** earlier data.*

The topic of trades and transfers broadcasts the `Transfer` and `ClearingTrade` messages. The topic ID is `topic=Trades`.

The `Trades.Transfer` and `Trades.Trade` topics are also available, transmitting only corresponding message. These topic have their own numbering `topic_seq`. Subsequent versions of the system will not have these child topics.

Data on executed transfers is transmitted in the `Transfer` message.

Table 24. Format of message `Transfer`: msgid=802, size=117

Offset	Field	Datatype	Description
	[frame]	[frame]	Session header
0	[header]	[header]	Header
22	user_id	ascii16	Initiator login
38	account	[account]	Component specifying trading member, clearing account, and client code
74	transfer	[transfer]	Description component of executed transfer

Data on executed clearing trade is transmitted in the `ClearingTrade` message (on message processing please refer to section 3.4).

Table 25. Format of message `ClearingTrade`: msgid=814, dynamic length

Offset	Field	Datatype	Description
	[frame]	[frame]	Session header
0	[header]	[header]	Header
22	user_id	ascii16	Initiator login
38	account	[account]	Component specifying trading member, clearing account, and client code
74	instrument	[instrument]	Component specifying trading instrument

Topics

Offset	Field	Datatype	Description
80	flags	int8	<p>Parameters depending on the market. Values:</p> <ul style="list-style-type: none"> <li>• 0x1 (eUserLastRec): last transaction message: last report on trades executed within a single transaction;</li> <li>• 0x2 (eMMObligations): indicator of market maker executing the obligations at internal exchange, to be assigned to visible limit orders;</li> <li>• 0x4 (eNoMMTrade): indicator of order by market maker that not to be matched with another market maker's order;</li> <li>• 0x8 (ePresettlement): pre-delivery trade;</li> <li>• 0x10 (eExternalActivity): transaction executed through external interfaces;</li> <li>• 0x20 (eDelivery): delivery trade;</li> <li>• 0x40 (eDeliverySwapGood): transfer of a bona fide participant during delivery;</li> <li>• 0x80 (eDeliverySwapBad): transfer of a mala fide participant during delivery;</li> <li>• 0x100 (eDeliveryDonorTrade): delivery transfer of participant with donor involvement;</li> <li>• 0x200 (eNoSystem): negotiated trade indicator;</li> <li>• 0x2000 (eIgnoreDynamicLimits): ignoring dynamic limits;</li> <li>• 0x40000 (eLimitedMargin): a sign of limited security;</li> <li>• 0x100000 (eClientPartialExecute): partial execution of address order sent by the client;</li> <li>• 0x200000 (eHaltPeriodOrder): marker of issuing an order during a suspension period;</li> <li>• 0x400000 (eOverTheCounter): marker of an order or a deal with over-the-counter instrument;</li> <li>• 0x800000 (eRFQ): request for quote mode indicator</li> </ul>
88	price	dec8	Price
96	price_extra	dec8	Additional price
104	parties	<a href="#">[otccodes]</a>	Component specifying parties in negotiated order
136	amount_rest	int4	Balance after the trades specified in this report
140	comment	char23+1	Comments
164	extra_ref	ascii12	Additional identifier of order
176	extra1	char4+1	Additional field 1
181	match_id	int8	Trade match ID
189	order_id	int8	Order ID in the trading system

Offset	Field	Datatype	Description
197	exch_orderid	ascii20	Order ID assigned by liquidity pool
217	exec_market	int2	Liquidity pool of execution (please refer to section <a href="#">3.6</a> )
219	dir	int1	Side. Values: <ul style="list-style-type: none"> <li>• 1 (Buy): buy;</li> <li>• 2 (Sell): sell</li> </ul>
220	deals_offset	int2	Offset of the first <code>deals</code> entry from the beginning of this field
222	deals_count	int2	Number of the <code>deals</code> group entries
224	clr_deals_offset	int2	Offset of the first <code>clr_deals</code> entry from the beginning of this field
226	clr_deals_count	int2	Number of the <code>clr_deals</code> group entries
228	clr_repo_deals_offset	int2	Offset of the first <code>clr_repo_deals</code> entry from the beginning of this field
230	clr_repo_deals_count	int2	Number of the <code>clr_repo_deals</code> group entries
232	transfers_offset	int2	Offset of the first <code>transfers</code> entry from the beginning of this field
234	transfers_count	int2	Number of the <code>transfers</code> group entries
	> deals	<a href="#">[deal]</a>	List of trades
	> clr_deals	<a href="#">[clr_deal]</a>	List of clearing trades
	> clr_repo_deals	<a href="#">[clr_repo_deal]</a>	List of repo trades
	> transfers	<a href="#">[transfer]</a>	List of transfers as result of the trade

### 4.1.1. Delivery

An obligation of asset delivery is represented as a spot instrument position. An execution date is assigned to each spot instrument. A spot position can be executed in the process of delivery by either of two ways:

1. Converting a spot position into a position in cash assets such as stocks, bonds, or foreign currency. Converting a position into cash assets is done by a transfer in the direction opposite to the current day execution and in the direction opposite to change of balance instrument position in such assets as stocks, bonds, or currencies.
2. Transfer of an obligation not secured by cash assets to the next trading day. A transfer is executed by automatic generation of negotiated repo orders sent from the login of the clearing member to the Clearing center. As a result of the orders execution, a trade with repo instrument is generated with execution on the next trading day. Obligations are transferred only for a main clearing accounts.

Trades of obligations transfer have `flags=0x20` in the `ClearingTrade` message.

## 4.2. Topic of clearing positions



*Snapshot is aggregation of all current data. Updates **replenish** and/or **replace** earlier data.*

Clearing positions topic broadcasts the `PositionUpdate` message. The topic ID is `topic=Pos.PositionUpdate`.

The position at clearing in the `clear_amount` field can be changed during the trading session. This can be result of the transfer or delay of data from the previous session.

Table 26. Format of message `PositionUpdate`: `msgid=851`, dynamic length, `keys=entity, balance_id, extra_key`

Offset	Field	Datatype	Description
	[frame]	<a href="#">[frame]</a>	Session header
0	[header]	<a href="#">[header]</a>	Header
22	entity	<a href="#">[account_entity]</a>	Component specifying trading member, clearing account, and client code
43	balance_id	int8	Balance instrument ID
51	extra_key	int8	Additional ID
59	last_session_id	int4	Last clearing session ID
63	last_clearing_id	int4	Last clearing ID
67	clear_amount	decn	The position at clearing result. May vary during the trading session
76	amount_buy	decn	Number of the balance instrument lots in current session's buy trades
85	value_buy	decn	Sum total in all buy trades of current session
94	amount_sell	decn	Number of the balance instrument lots in current session's sell trades
103	value_sell	decn	Sum total in all sell trades of current session
112	last_transfer_id	int8	ID of the last transfer of clearing instrument that changed the balance
120	extra_data_offset	int2	Offset of the first <code>extra_data</code> entry from the beginning of this field
122	extra_data_count	int2	Number of the <code>extra_data</code> group entries
	> extra_data	<a href="#">[extra_data]</a>	Set of blocks with additional parameters of the instrument obligation

### 4.3. Topic of funds



*Snapshot is aggregation of all current data. Updates **replenish** and/or **replace** earlier data.*

The funds topic broadcasts the `FundsUpdate` message. The topic ID is `topic=Funds.FundsUpdate`.

Table 27. Format of message `FundsUpdate`: `msgid=852`, `size=79`, `keys=entity`

Offset	Field	Datatype	Description
	[frame]	<a href="#">[frame]</a>	Session header
0	[header]	<a href="#">[header]</a>	Header
22	entity	<a href="#">[account_entity]</a>	Component specifying entity

Offset	Field	Datatype	Description
43	free	decn	Available funds
52	reserve	decn	Reserved funds
61	current	decn	Current funds
70	income	decn	Income

## 4.4. Topic of margin rates



*Snapshot is an entire message history since the start of the trading day. Updates **replenish** earlier data.*

The topic of margin rates broadcasts the `RiskRates` message. The topic ID is `topic=RiskRates`.

Table 28. Format of message `RiskRates`: msgid=810, size=78

Offset	Field	Datatype	Description
	[frame]	<a href="#">[frame]</a>	Session header
0	[header]	<a href="#">[header]</a>	Header
22	balance_id	int8	Balance instrument ID
30	currency_id	int8	Currency ID for risk rate calculations
38	last_session_id	int4	Current session ID
42	last_clearing_id	int4	Last clearing ID
46	time	time8m	Time of rates formation
54	price	dec8	Price for risk rate calculations
62	rate_down	dec8	Downward risk rate
70	rate_up	dec8	Upward risk rate

## 4.5. Topic of risk parameters



*Snapshot is aggregation of all current data. Updates **replenish** and/or **replace** earlier data.*

The topic of risk parameters broadcasts the `RiskParams` message. The topic ID is `topic=RiskParams`.

Table 29. Format of message `RiskParams`: msgid=860, dynamic length, keys=entity

Offset	Field	Datatype	Description
	[frame]	<a href="#">[frame]</a>	Session header
0	[header]	<a href="#">[header]</a>	Header
22	entity	<a href="#">[account_entity]</a>	Portfolio of transfer
43	reserved	int2	Reserved field
45	params_offset	int2	Offset of the first <code>params</code> entry from the beginning of this field

Offset	Field	Datatype	Description
47	params_count	int2	Number of the <code>params</code> group entries
	> params	<a href="#">[topic_risk_param]</a>	List of parameters

Table 30. Format of component `topic_risk_param`: length 20 bytes

Field	Datatype	Description
type	int2	Parameter. Value: 1 (CheckFunds): Check limits: value: 1. - enabled, 0. - off
reserved	decn	Reserved
result	decn	Current value

## 4.6. Topic of trading member references



*Snapshot is aggregation of all current data. Updates **replace** earlier data.*

The topic of trading member references broadcasts the following messages:

- logins for connecting to the trading system gateways (`User`),
- codes for negotiated trading (`OTCCode`),
- clearing accounts (`ClearingAccount`),
- trading and clearing members (`Member`),
- client codes (`Client`),
- groups of client codes (`ClientGroup`).

Data transmitted in the topic is limited by the requesting login access permissions.

The topic ID is `topic=Participants`. Besides, the client may also connect to a separate child topic. Such child topic has its own numbering `topic_seq`, and its identifier is as follows `Participants.User`.

The `User` message conveys properties of a login for connecting to the trading system gateway (on message processing please refer to section [3.4](#)).

Table 31. Format of message `User`: `msgid=911`, dynamic length, `keys=user_id`

Offset	Field	Datatype	Description
	[frame]	<a href="#">[frame]</a>	Session header
0	[header]	<a href="#">[header]</a>	Header
22	user_id	ascii16	Login, client gateway ID
38	type	int2	Login type. Values: <ul style="list-style-type: none"> <li>• 1 (Clearing): clearing member;</li> <li>• 2 (WildCard): trading member;</li> <li>• 3 (Tag): login of group of clients marked by tag;</li> <li>• 4 (Group): login of groups of client codes;</li> <li>• 5 (Client): client code login</li> </ul>
40	member_id	int8	Trading member ID
48	main_clearing_account	ascii16	Default clearing account



Topics

Offset	Field	Datatype	Description
64	use_any_account	int1	Right of access to all clearing accounts of the trading member. Values: <ul style="list-style-type: none"> <li>• 0 (No): no access;</li> <li>• 1 (Yes): has access</li> </ul>
65	client_code	ascii16	Client code ID. Filled when <code>type=5</code>
81	client_group	ascii16	Group of client codes. Filled when <code>type=4</code>
97	tags	char15+1	Client codes and/or groups of client codes marked by tag. Filled when <code>type=3</code>
113	clearing_account_offset	int2	Offset of the first <code>clearing_account</code> entry from the beginning of this field
115	clearing_account_count	int2	Number of the <code>clearing_account</code> group entries
117	otccodes_offset	int2	Offset of the first <code>otccodes</code> entry from the beginning of this field
119	otccodes_count	int2	Number of the <code>otccodes</code> group entries
121	login_flags	int8	Login parameters. Values: <ul style="list-style-type: none"> <li>• 0x1 (IS_ACTIVE): active login;</li> <li>• 0x8 (USE_ANY_GW): can ignore the list of permitted gateways;</li> <li>• 0x10 (USE_ANY_ACCOUNT): can use any clearing account of the member;</li> <li>• 0x20 (LEVEL_CM): level of clearing member;</li> <li>• 0x40 (LEVEL_TM): level of trading member;</li> <li>• 0x80 (LEVEL_CG): level of client group;</li> <li>• 0x100 (LEVEL_CLIENT): client code level;</li> <li>• 0x200 (LEVEL_TCA): level of clearing account;</li> <li>• 0x400 (IS_CM_OPERATOR): operator of clearing member;</li> <li>• 0x800 (IS_TM_OPERATOR): operator of the trading member;</li> <li>• 0x2000 (IS_SUSPENDED): login suspended by client's command</li> </ul>
129	rights_flags	int8	Login permissions. Values: <ul style="list-style-type: none"> <li>• 0x1 (M_TRADE): issue trading orders;</li> <li>• 0x800 (CAN_IGNORE_DYNAMIC_LIMITS): ignore the dynamic limits test</li> </ul>
	> clearing_account	ascii16	Clearing account
	> otccodes	<a href="#">[t_OTCCode]</a>	List of identifiers for negotiated trading

The `OTCCode` message contains information about a code for negotiated trading at liquidity pools available in the trading system.

Table 32. Format of message OTCCode: msgid=902, size=242, keys=code

Offset	Field	Datatype	Description
	[frame]	[frame]	Session header
0	[header]	[header]	Header
22	code	ascii16	Code for negotiated trading
38	market_id	int2	Liquidity pool ID (please refer to section 3.6)
40	desc	char64+1	Full name in English
105	desc_ru	char128+1	Full name in Russian
234	member_id	int8	Member ID holding the registered code

The `ClearingAccount` message conveys properties of clearing account, including links to clearing accounts in liquidity pools (on message processing please refer to section 3.4).

Table 33. Format of message `ClearingAccount`: msgid=903, dynamic length, keys=code, clearing\_member\_id

Offset	Field	Datatype	Description
	[frame]	[frame]	Session header
0	[header]	[header]	Header
22	code	ascii16	Clearing account ID
38	clearing_member_id	int8	Clearing member ID
46	desc	char64+1	Full name in English
111	desc_ru	char128+1	Full name in Russian
240	is_principal	int1	Virtual clearing account flag. Values: <ul style="list-style-type: none"> <li>• 0 (No): virtual clearing account;</li> <li>• 1 (Yes): regular clearing account</li> </ul>
241	parent_clear_account	ascii16	Trading member ID who is transacting through the trading and clearing account. Filled when <code>is_virtual=1</code>
257	is_trusted_asset	int1	Trust management flag. Values: <ul style="list-style-type: none"> <li>• 0 (No): not under trust management;</li> <li>• 1 (Yes): under trust management</li> </ul>
258	is_own_asset	int1	Own clearing account flag. Values: <ul style="list-style-type: none"> <li>• 0 (No): not own clearing account;</li> <li>• 1 (Yes): own clearing account</li> </ul>
259	trade_member_id	int8	Trading member ID who is transacting through the clearing account
267	default_client	ascii16	Default client code
283	default_client_extra	ascii16	Additional default client code

Topics

Offset	Field	Datatype	Description
299	segredation_type	int2	Method of available funds accounting. Values: <ul style="list-style-type: none"> <li>• 0 (Custom): regular;</li> <li>• 1 (Private): dedicated;</li> <li>• 2 (Separate): isolated</li> </ul>
301	exchange_accounts_offset	int2	Offset of the first <code>exchange_accounts</code> entry from the beginning of this field
303	exchange_accounts_count	int2	Number of the <code>exchange_accounts</code> group entries
	> exchange_accounts	<a href="#">[ExchangeAccount]</a>	List of clearing accounts at liquidity pools

The `Member` message contains properties of the trading or clearing member.

Table 34. Format of message `Member`: msgid=904, size=259, keys=member\_id

Offset	Field	Datatype	Description
	[frame]	<a href="#">[frame]</a>	Session header
0	[header]	<a href="#">[header]</a>	Header
22	member_id	int8	ID of trading or clearing member
30	member_code	char32+1	Unique symbol code
63	member_type	int2	Type of member. Values: <ul style="list-style-type: none"> <li>• 0 (Clearing): clearing member;</li> <li>• 1 (Trade): trading member</li> </ul>
65	name	char64+1	Full name in English
130	name_ru	char128+1	Full name in Russian

The `Client` message conveys properties of client code including links to a client code ID in liquidity pools (on message processing please refer to section [3.4](#)).

Table 35. Format of message `Client`: msgid=905, dynamic length, keys=code, trade\_member\_id

Offset	Field	Datatype	Description
	[frame]	<a href="#">[frame]</a>	Session header
0	[header]	<a href="#">[header]</a>	Header
22	code	ascii16	Client code ID
38	trade_member_id	int8	Trading member ID
46	name	char64+1	Full name in English
111	name_ru	char128+1	Full name in Russian
240	is_trust_asset	int1	Trust management flag. Values: <ul style="list-style-type: none"> <li>• 0 (No): not under trust management;</li> <li>• 1 (Yes): under trust management</li> </ul>

Topics

Offset	Field	Datatype	Description
241	is_own_asset	int1	Own clearing account flag. Values: <ul style="list-style-type: none"> <li>• 0 (No): not own clearing account;</li> <li>• 1 (Yes): own clearing account</li> </ul>
242	has_client_group	int1	Indicator of belonging to a group of client codes. Values: <ul style="list-style-type: none"> <li>• 0 (No): does not belongs to a group;</li> <li>• 1 (Yes): belongs to a group</li> </ul>
243	client_group_id	ascii16	Group of client codes. Indicated when <code>has_client_group=1</code>
259	exchange_clients_offset	int2	Offset of the first <code>exchange_clients</code> entry from the beginning of this field
261	exchange_clients_count	int2	Number of the <code>exchange_clients</code> group entries
263	tag_offset	int2	Offset of the first <code>tag</code> entry from the beginning of this field
265	tag_count	int2	Number of the <code>tag</code> group entries
267	individual_investment_account	int1	Flag of individual investment account. Values: <ul style="list-style-type: none"> <li>• 0 (No): non-individual investment account;</li> <li>• 1 (Yes): individual investment account</li> </ul>
	> exchange_clients	<a href="#">[ExchangeClient]</a>	Link to a client code at liquidity pool
	> tag	char15+1	Client code marked by tag

The `ClientGroup` message contains the description of a group of client codes (on message processing please refer to section 3.4).

Table 36. Format of message `ClientGroup`: msgid=906, dynamic length, keys=code, trade\_member\_id

Offset	Field	Datatype	Description
	[frame]	<a href="#">[frame]</a>	Session header
0	[header]	<a href="#">[header]</a>	Header
22	code	ascii16	Client codes group ID
38	trade_member_id	int8	Trading member ID
46	name	char64+1	Full name in English
111	name_ru	char128+1	Full name in Russian
240	is_trusted_asset	int1	Trust management flag. Values: <ul style="list-style-type: none"> <li>• 0 (No): not under trust management;</li> <li>• 1 (Yes): under trust management</li> </ul>

Offset	Field	Datatype	Description
241	is_own_asset	int1	Own clearing account flag. Values: <ul style="list-style-type: none"> <li>• 0 (No): not own clearing account;</li> <li>• 1 (Yes): own clearing account</li> </ul>
242	tag_offset	int2	Offset of the first tag entry from the beginning of this field
244	tag_count	int2	Number of the tag group entries
	> tag	char15+1	Group of client codes marked by tag

## 4.7. Topic of instrument references



*Snapshot is aggregation of all current data. Updates **replace** earlier data.*

The topic of instrument references transmits data on instruments and trade modes:

- Currency balance instrument,
- Issue balance instrument,
- Spot balance instrument,
- Futures balance instrument,
- Bond balance instrument,
- TradeModes,
- Markets liquidity pools,
- trading Instrument.

The parent topic broadcasts the `TradingInstrumentsStatus` notification and updates of price limit changes for orders. The `BorrowingStatus` message is sent, when short selling availability of an instrument has changed.

The topic ID is `topic=Instruments`. Besides, the client may also connect to a separate child topic. Such child topic has its own numbering `topic_seq`, and its identifier `topic` is as follows `Instruments.Instrument`.

Table 37. Format of message `Currency: msgid=931, size=278, keys=balance_id`

Offset	Field	Datatype	Description
	[frame]	[frame]	Session header
0	[header]	[header]	Header
22	balance_id	int4	Balance instrument ID
26	code	char32+1	Currency code
59	desc	char64+1	Full name of currency in English
124	desc_ru	char128+1	Full name of currency in Russian
253	section	char8+1	Market section
262	min_volume	dec8	Minimum volume of asset
270	cfi_code	char6+1	CFI code

Topics

Offset	Field	Datatype	Description
277	is_test	int1	Flag of test instrument. Values: <ul style="list-style-type: none"> <li>• 0 (REAL): Real;</li> <li>• 1 (TEST): Test</li> </ul>

Table 38. Format of message Issue: msgid=932, size=486, keys=balance\_id

Offset	Field	Datatype	Description
	[frame]	[frame]	Session header
0	[header]	[header]	Header
22	balance_id	int4	Balance instrument ID
26	code	char32+1	Instrument ticker
59	desc	char64+1	Full name of stock in English
124	desc_ru	char128+1	Full name of stock in Russian
253	section	char8+1	Market section
262	min_volume	dec8	Minimum volume of lot
270	isin	char32+1	ISIN
303	cfi_code	char6+1	CFI code
310	reg_num	char32+1	Registration number
343	issuer_name	char64+1	Name of issuer or management company (for stakes)
408	issuer_country	char8+1	Issuer country
417	face_value	dec8	Face value
425	face_value_currency	char8+1	Face value currency
434	total_amount	decn	Total amount of issue
443	security_type	int1	Security type. Values: <ul style="list-style-type: none"> <li>• 1 (OrdinaryShare): ordinary share or REIT;</li> <li>• 2 (PreferredShare): preferred share;</li> <li>• 3 (OpenEndedMutualFund): open-end mutual fund;</li> <li>• 4 (ClosedEndMutualFund): closed-end mutual fund;</li> <li>• 5 (ETF): security of foreign exchange traded fund;</li> <li>• 6 (RDR): Russian depositary receipt;</li> <li>• 7 (ADR): American depositary receipt;</li> <li>• 8 (GDR): global depositary receipt;</li> <li>• 9 (IntervalMutualFund): share of mutual fund</li> </ul>
444	issue_date	time8m	Issue or registration date

Topics

Offset	Field	Datatype	Description
452	quotation_list	char32+1	Quotation list
485	is_test	int1	Flag of test instrument. Values: <ul style="list-style-type: none"> <li>• 0 (REAL): Real;</li> <li>• 1 (TEST): Test</li> </ul>

Table 39. Format of message Spot: msgid=933, size=293, keys=balance\_id

Offset	Field	Datatype	Description
	[frame]	[frame]	Session header
0	[header]	[header]	Header
22	balance_id	int4	Balance instrument ID
26	code	char32+1	Spot code
59	desc	char64+1	Full name in English
124	desc_ru	char128+1	Full name in Russian
253	section	char8+1	Market section
262	lot	int8	Lot volume in balance instrument units (instrument ID specified in <code>underlying_id</code> )
270	date_exec	time8m	Execution date
278	shift	int2	Shift of execution date from today
280	underlying_id	int4	Underlying instrument ID
284	accrued_interest	dec8	Accrued interest as of the delivery date
292	is_test	int1	Flag of test instrument. Values: <ul style="list-style-type: none"> <li>• 0 (REAL): Real;</li> <li>• 1 (TEST): Test</li> </ul>

Table 40. Format of message Futures: msgid=934, size=292, keys=balance\_id

Offset	Field	Datatype	Description
	[frame]	[frame]	Session header
0	[header]	[header]	Header
22	balance_id	int4	Balance instrument ID
26	code	char32+1	Futures code
59	desc	char64+1	Full name in English
124	desc_ru	char128+1	Full name in Russian
253	section	char8+1	Market section
262	lot	int8	Lot volume in balance instrument units (instrument ID specified in <code>underlying_id</code> )

Topics

Offset	Field	Datatype	Description
270	date_exec	time8m	Execution date
278	date_expire	time8m	Expiration date
286	underlying_id	int4	Underlying instrument ID
290	exec_type	int1	Futures type. Values: <ul style="list-style-type: none"> <li>• 0 (FuturesThroughSpot): futures through spot;</li> <li>• 1 (FuturesCashSettlement): cash-settled futures</li> </ul>
291	is_test	int1	Flag of test instrument. Values: <ul style="list-style-type: none"> <li>• 0 (REAL): Real;</li> <li>• 1 (TEST): Test</li> </ul>

Table 41. Format of message Bond: msgid=935, dynamic length, keys=balance\_id

Offset	Field	Datatype	Description
	[frame]	<a href="#">[frame]</a>	Session header
0	[header]	<a href="#">[header]</a>	Header
22	balance_id	int4	Balance instrument ID
26	code	char32+1	Bond code
59	desc	char64+1	Full name in English
124	desc_ru	char128+1	Full name in Russian
253	section	char8+1	Market section
262	min_volume	dec8	Minimum volume of lot
270	isin	char32+1	ISIN
303	cfi_code	char6+1	CFI code
310	date_maturity	time8m	Maturity date
318	coupon_payment_offset	int2	Offset of the first <code>coupon_payment</code> entry from the beginning of this field
320	coupon_payment_count	int2	Number of the <code>coupon_payment</code> group entries
322	reg_num	char32+1	Registration number of bond issue
355	issuer_name	char64+1	Name of issuer or management company (for stakes)
420	issuer_country	char8+1	Issuer country
429	face_value	dec8	Face value
437	face_value_currency	char8+1	Face value currency
446	issue_amount	decn	Total amount of issue



## Topics

Offset	Field	Datatype	Description
455	security_type	int1	Security type. Values: <ul style="list-style-type: none"> <li>• 1 (GovernmentBond): government bond;</li> <li>• 2 (MunicipalBond): municipal bond;</li> <li>• 3 (CentralBankBond): Central bank bond;</li> <li>• 4 (CorporateBond): corporate bond;</li> <li>• 5 (FinancialInstitutionBond): financial institution bond</li> </ul>
456	issue_date	time8m	Date of issue
464	quotation_list	char32+1	Quotation list
497	is_test	int1	Flag of test instrument. Values: <ul style="list-style-type: none"> <li>• 0 (REAL): Real;</li> <li>• 1 (TEST): Test</li> </ul>
	> coupon_payment	<a href="#">[coupon_payment]</a>	Schedule of coupon payments



*The list of trade modes, transmitted via the `TradeModes` messages, is the subject to modification. It is not recommended to use parameters of a specific trade mode for setting up the trade system.*

Table 42. Format of message `TradeModes`: msgid=942, size=222, keys=trade\_mode\_id

Offset	Field	Datatype	Description
	[frame]	<a href="#">[frame]</a>	Session header
0	[header]	<a href="#">[header]</a>	Header
22	trade_mode_id	int2	Trade mode ID
24	name	char64+1	Name of trade mode in English
89	name_ru	char128+1	Name of trade mode in Russian
218	is_address	int1	Negotiated trading flag in trade mode. Values: <ul style="list-style-type: none"> <li>• 0 (No): non-negotiated;</li> <li>• 1 (Yes): negotiated</li> </ul>
219	is_multileg	int1	Multi-leg trade indicator. Values: <ul style="list-style-type: none"> <li>• 0 (No): single-leg;</li> <li>• 1 (Yes): multi-leg</li> </ul>
220	is_ext_close	int1	Closing auction indicator. Values: <ul style="list-style-type: none"> <li>• 0 (No): not traded at closing auction;</li> <li>• 1 (Yes): traded at closing auction</li> </ul>
221	over_the_counter	int1	Over-the-counter trade mode indicator. Values: <ul style="list-style-type: none"> <li>• 0 (No): not present;</li> <li>• 1 (Yes): present</li> </ul>

Table 43. Format of message Market: msgid=936, size=220, keys=market\_id

Offset	Field	Datatype	Description
	[frame]	[frame]	Session header
0	[header]	[header]	Header
22	market_id	int4	Market_id
26	desc	char64+1	Full name in English
91	desc_ru	char128+1	Full name in Russian

Table 44. Format of message Instrument: msgid=973, dynamic length, keys=instrument\_id

Offset	Field	Datatype	Description
	[frame]	[frame]	Session header
0	[header]	[header]	Header
22	instrument_id	int4	Trading instrument ID
26	symbol	char32+1	Symbolic instrument ID
59	desc	char64+1	Full instrument name in English
124	desc_ru	char128+1	Full instrument name in Russian
253	status	[instrument_status]	Current status of trading instrument
257	type	char3+1	Trading instrument type: <ul style="list-style-type: none"> <li>• f: futures;</li> <li>• t: T+N;</li> <li>• o: option;</li> <li>• r: repo;</li> <li>• pr: related trades;</li> <li>• sw: swap;</li> <li>• c: calendar spread;</li> <li>• sf: spot-futures spread;</li> <li>• dvp: delivery versus payment</li> </ul>
261	auction_dir	int1	Type of auction. Values: <ul style="list-style-type: none"> <li>• 0 (Direct): direct auction;</li> <li>• 1 (Inverse): inverse auction</li> </ul>
262	price_increment	dec8	Price increment
270	step_price	dec8	Step price
278	legs_count	int2	Number of legs
280	trade_mode_id	int2	Trading mode ID

Topics

Offset	Field	Datatype	Description
282	scalping_type	int2	Scalping type. Values: <ul style="list-style-type: none"> <li>• 0 (NoScalping): no scalping;</li> <li>• 1 (Custom): custom scalping;</li> <li>• 2 (InverseScalping): inverse scalping</li> </ul>
284	fee_schema	int1	Fee scheme. Values: <ul style="list-style-type: none"> <li>• 1 (MakerTakerSpot): maker-taker for spot;</li> <li>• 2 (MakerTakerFutures): maker-taker for futures;</li> <li>• 3 (REPO): repo;</li> <li>• 4 (MemberTariff): maker-taker for spot at members</li> </ul>
285	fee_rate_offset	int2	Offset of the first <code>fee_rate</code> entry from the beginning of this field
287	fee_rate_count	int2	Number of the <code>fee_rate</code> group entries
289	curr_price	char16+1	Currency of the instrument price
306	periods_offset	int2	Offset of the first <code>periods</code> entry from the beginning of this field
308	periods_count	int2	Number of the <code>periods</code> group entries
310	exchange_instrument_offset	int2	Offset of the first <code>exchange_instrument</code> entry from the beginning of this field
312	exchange_instrument_count	int2	Number of the <code>exchange_instrument</code> group entries
314	limit_up	dec8	Price limit up
322	limit_down	dec8	Price limit down
330	is_test	int1	Flag of test instrument. Values: <ul style="list-style-type: none"> <li>• 0 (REAL): Real;</li> <li>• 1 (TEST): Test</li> </ul>
331	te_id	int2	Trading engine ID
333	be_mode	int1	Best execution mode. Values: <ul style="list-style-type: none"> <li>• 0 (External): external trades;</li> <li>• 1 (Internal): internal trades at external prices</li> </ul>
334	borrowing_status	int1	Short selling availability for the instrument. Values: <ul style="list-style-type: none"> <li>• 1 (HARD_TO_BORROW): short selling unavailable;</li> <li>• 2 (EASY_TO_BORROW): short selling available</li> </ul>
	> fee_rate	dec8	Fee rate
	> periods	<a href="#">[Period]</a>	Component of trading periods (such as trading session) for instrument

## Topics

Offset	Field	Datatype	Description
	> exchange_instrument	<a href="#">[ExchangeInstrument]</a>	Component specifying trading instruments at liquidity pools

In this version of the trading system, the `fee_rate` group has five entries. The group has the following sequence of entries:

1. Minimum fee rate, in instrument currency.
2. Fee rate for pre-delivery trades, in instrument currency.
3. Taker fee rate depending on fee scheme: portion of trade volume in price currency for shares; amount of price currency per contract for derivatives; portion of the first leg value multiplied by repo duration for repo.
4. Maker fee rate depending on fee scheme: portion of trade volume in price currency for shares; amount of price currency per contract for derivatives; portion of the first leg value multiplied by repo duration for repo.
5. Accuracy.

Values of third and fourth records are based on the mechanism of fee calculation specified in the `fee_schema` field .

Table 45. Format of message `TradingInstrumentStatus`: msgid=2031, size=96, keys=instrument\_id

Offset	Field	Datatype	Description
	[frame]	<a href="#">[frame]</a>	Session header
0	[header]	<a href="#">[header]</a>	Header
22	instrument	<a href="#">[instrument]</a>	Component specifying trading instrument
28	trading_status	int1	Status of trading instrument. Values: <ul style="list-style-type: none"> <li>• 2 (HALT): trading is halted;</li> <li>• 17 (TRADING): trading in progress;</li> <li>• 18 (NO_TRADING): no trading;</li> <li>• 102 (CLOSE): trading during closing auction;</li> <li>• 103 (CLOSE_PERIOD): trading during close period;</li> <li>• 107 (DISCRETE_AUCTION): trading during discrete auction;</li> <li>• 118 (OPEN): trading during opening auction;</li> <li>• 120 (FIXED_PRICE_AUCTION): trading at closing auction price</li> </ul>
29	reserved	char2+1	Reserved field. To be filled with null byte
32	comment	char63+1	Comments

Table 46. Format of message `TradingInstrumentLimits`: msgid=2032, size=42, keys=instrument\_id

Offset	Field	Datatype	Description
	[frame]	<a href="#">[frame]</a>	Session header
0	[header]	<a href="#">[header]</a>	Header
22	instrument_id	int4	Trading instrument ID
26	limit_up	dec8	Price limit up
34	limit_down	dec8	Price limit down

Table 47. Format of message `BorrowingStatus`: msgid=2033, size=27, keys=instrument\_id

Offset	Field	Datatype	Description
	[frame]	[frame]	Session header
0	[header]	[header]	Header
22	instrument_id	int4	Trading instrument ID
26	borrowing_status	int1	Short selling availability for the instrument. Values: <ul style="list-style-type: none"> <li>1 (HARD_TO_BORROW): Short selling unavailable;</li> <li>2 (EASY_TO_BORROW): Short selling available</li> </ul>

## 4.8. System information topic



*Snapshot is aggregation of all current data. Updates **replace** earlier data.*

The topic of parameters depending on the system state. The topic ID is `topic=SysProperties`. The topic transmits the `SysProperties` messages.

Table 48. Format of message `SysProperties`: msgid=864, size=30, keys=key

Offset	Field	Datatype	Description
	[frame]	[frame]	Session header
0	[header]	[header]	Header
22	key	int4	Key. Values: 1 and 2
26	data_offset	int2	Offset of the first byte from the beginning of the <code>data</code> field
28	data_count	int2	Byte length of the <code>data</code> field
	> data	char	Key-dependent data

The `data` field contains data that depends on the key value in the `key` field.

Table 49. Data dependence on key value

Key	Data description
1	Time of day when Day, IOC, FOK orders are no longer accepted, HH:MM:SS, UTC
2	Time of day when morning session finishes, HH:MM:SS, UTC

# 5. Protocol specification

## 5.1. Session layer

### 5.1.1. Discovery service

The Discovery service provides a host address for client connections to the trading system gateway. The client should request the service for address allocation each time before connecting to the gateway. Upon receipt of response, the client should disconnect from the login server and connect to a gateway through the received address.

For the address for accessing the Discovery service please refer to *Network Connectivity*.

After establishing connection with the Discovery service, the client should send the `Hello` message. The message contains the session header `frame` (for more details refer to section 3.2). The client should specify login and password, and the IP address of the client must be authorized for the specified login (user ID).

Table 50. Format of message `Hello`: msgid=1, size=32

Offset	Field	Datatype	Description
	[frame]	[frame]	Session header
0	login	ascii16	Login
16	password	ascii16	Password

In response to request, the server sends the `Report` message. If this message has `status=0`, the message contains repetitive component `Report_Address`; the number of component records will be specified in the field `addresses_count` (for more details on processing of repeating groups please see section 3.4). The component includes fields `type` (gateway attribute) and `address` (host address and gateway port). Gateway attributes may combine.

After the trading system responds, the gateway will expect the client's login connection to the specified address. In case of failure, the client is recommended to make two additional connection attempts with an interval of half a second. If the login is invalid or blocked, the server response will contain `status=1`.

Table 51. Format of message `Report`: msgid=2, dynamic length

Offset	Field	Datatype	Description
	[frame]	[frame]	Session header
0	status	int2	Request status. Values: <ul style="list-style-type: none"> <li>• 0 (Success): success;</li> <li>• 1 (Fail): reject due to invalid login/password</li> </ul>
2	reason	char127+1	Textual description
130	addresses_offset	int2	Offset of the first <code>addresses</code> entry from the beginning of this field
132	addresses_count	int2	Number of the <code>addresses</code> group entries
	> addresses	[Report_Address]	Address list

Table 52. Format of component Report\_Address: length 52 bytes

Field	Datatype	Description
type	int2	Gateway attributes, bit mask. Values: <ul style="list-style-type: none"> <li>• 0x1 (Transaction): trading;</li> <li>• 0x2 (DropCopy): drop-copy;</li> <li>• 0x4 (Risk): risk management;</li> <li>• 0x8 (Dictionary): dictionaries;</li> <li>• 0x10 (MarketData): market data recovery;</li> <li>• 0x4000 (Backup): backup</li> </ul>
ver	int1	Interface version
pad0	int1	Reserved field, filled with zero bytes
address	char47+1	Address of host and gateway port

## 5.1.2. Session initialization

A session is established over a network connection between the client’s system and the gateway of the trading system.

Once connection is established, the client can send the Login message to initiate a session. The message includes the user ID and the password. The system validates the authentication parameters and answers with the Logon message and so the session is active. Upon receipt of a malformed Login message or invalid login/password, the server breaks the connection.

A login may have a single concurrent session. If the server detects a second connection attempt via the same login while a valid session is already underway, the server will respond with Reject.

Table 53. Format of message Login: msgid=8001, size=37

Offset	Field	Datatype	Description
	[frame]	[frame]	Session header
0	login	ascii16	Login
16	password	ascii16	Password
32	reset_seq	int1	Reset sequence numbers indicator. Values: <ul style="list-style-type: none"> <li>• 0 (no): sequence numbers continue;</li> <li>• 1 (yes): sequence numbers reset</li> </ul>
33	heartbeat_ms	int4	Heartbeat frequency in milliseconds

Table 54. Format of message Logon: msgid=8101, size=24

Offset	Field	Datatype	Description
	[frame]	[frame]	Session header
0	last_seq	int8	Last application message available to client. If altered from the last received message, ResendRequest is to be sent
8	expected_seq	int8	Next application message expected from client
16	system_id	ascii8	Deployment ID

### 5.1.3. Keeping session in active state

The client and the gateway must exchange `Heartbeat` messages to maintain session in active state. Heartbeat must be sent, if no session or application message has been sent within the heartbeat interval.

When initiating a session, the client sets the heartbeat interval in the field `heartbeat_ms` of the `Login` message.

If the server detects that the client has not sent any messages, including the `Heartbeat` messages, for a period longer than the specified interval, the system will break the connection. The client is expected to do the same, if inactivity is detected on the part of the server.

Table 55. Format of message `Heartbeat`: `msgid=8103, size=0`

Offset	Field	Datatype	Description
	[frame]	[frame]	Session header

### 5.1.4. Send rate limit for session messages

The rate at which a client can send session level messages into the system is limited. When client's send rate exceeds the limit, the system terminates the user session.

### 5.1.5. Message numbers

All application messages have a unique number throughout the trading day. Messages by each session side (the client and the gateway) are sequentially numbered with positive integers starting with 1. This allows to request and resend messages lost in case of unexpected disconnection.

Sequence numbers are not assigned to session messages — the `seq` value is always 0.

In order to maintain sequential numbering of messages, at session initialization the gateway provides two key values in its `Logon` message — the number of the last message sent (`last_seq`) and the expected number of the following message (`expected_seq`).

The gateway accumulates messages addressed to the client even when no connection established. If the `last_seq` field is greater than the last message received during the previous session, the client should request not received messages via the `ResendRequest`.

If the message number differs from the expected one, the gateway terminates the connection. After disconnection, the client should reconnect by addressing the `Discovery` service and restore the number of messages according to the values obtained in the `Logon` message from the gateway. The gateway never initiates a change in numbering when receiving a message with the number higher than expected.

The trading system supports continuous message numbering between trading sessions, including trading days. The client should set `reset_seq=1` in message `Login` at session initialization to reset numbering.

### 5.1.6. Message resend request

If the client's system has not been connected to the gateway for some time, the gateway may accumulate messages intended for the client, but not received by him. In order to be convinced of the presence of such messages, it is necessary to compare the `seq` number of the last received message with the `last_seq` number in the `Logon` message. If the numbers are different, the client should use the `ResendRequest` message to retrieve the missed messages.

The client can request missed messages sent during the current and previous trading days. If the client forcefully resets the message numbering (`reset_seq = 1` in the `Login` message), then the request for missed messages which were sent prior to this reset is not possible.

The `ResendRequest` message must contain the number of the first message in the `from_seq` field and the number of the last message in the `till_seq` field within the requested messages range. Possible request parameters are listed below:

1. `from_seq=n, till_seq=m` — request for messages from  $n$  to  $m$  but not exceeding the maximum available number.
2. `from_seq=0, till_seq=n` — request for messages from the lowest number available to  $n$  but not exceeding the maximum available number.
3. `from_seq=n, till_seq=0` — request for messages from  $n$  to the last number available but not exceeding the maximum available number.



4. `from_seq=0, till_seq=0` — request for all available messages but not exceeding the maximum available number.

The number of requested messages in one request cannot exceed the specified value (for more details please see document *Network Connectivity*, section 1.3). To request more messages, the client should send multiple consecutive `ResendRequest` messages.

Table 56. Format of message `ResendRequest`: `msgid=8005, size=16`

Offset	Field	Datatype	Description
	[frame]	[frame]	Session header
0	<code>from_seq</code>	int8	First requested message
8	<code>till_seq</code>	int8	Last requested message

In response to a correctly formed request, the trading system will transmit requested messages, preceding the sending by the `ResendReport` message with the `ACK` status. When messages are complete, the gateway will send the `ResendReport` message with status `MORE` or `FINISH`. The `MORE` status means that the number of the last message within the requested messages range is less than the number of the last message sent by the gateway. That is, there are messages that are not included in the request output. They could have been generated during the request execution, or the number of messages in one request exceeded the specified value. In this case, another `ResendRequest` message should be made.

If the recovery of missed messages is performed by means of several consecutive `ResendRequest` messages, each subsequent request should be performed after receiving all messages of the previous request. Otherwise, it will be rejected by the `ResendReport` message with the `DUPLICATE_REQUEST` status.

When connecting for the first time in the current trading day, it is recommended to use a request with parameters `from_seq = -1, till_seq = 0`. If, after sending, the gateway returns the `ResendReport` message with the `MORE` status, you should send another request, indicating in the `from_seq` field a number one more than the last one forwarded message, and `till_seq = 0`.

To recover missed messages after reconnection, you must send a request with the parameters `from_seq = n, till_seq = s`, where `n` is the number of the last received message before the connection was terminated plus one, and `s` is the number of the last message available to the client (`last_seq` field) received in the `Logon` message. If, after sending, the gateway returns the `ResendReport` message with the `MORE` status and the client has not yet received messages with the specified numbers, another request should be sent, indicating in the `from_seq` field a number one more than that of the last forwarded message, and `till_seq = s`.



*The ResendRequest is processed by the gateway in parallel with the sending of current messages. That is, the client can receive both missed messages and messages sent after connecting. The client system must independently restore the correct order of received messages based on their seq numbers.*

Table 57. Format of message `ResendReport`: `msgid=8105, size=2`

Offset	Field	Datatype	Description
	[frame]	[frame]	Session header
0	<code>status</code>	int2	Request status. Values: <ul style="list-style-type: none"> <li>• 0 (<code>ACK</code>): gateway is ready to respond to a request;</li> <li>• 1 (<code>MORE</code>): gateway executed the query and still has data for client;</li> <li>• 2 (<code>FINISH</code>): all available data sent to the client;</li> <li>• 3 (<code>DUPLICATE_REQUEST</code>): server busy with the previous <code>ResendRequest</code>;</li> <li>• 4 (<code>UNAVAILABLE</code>): recovery service unavailable</li> </ul>

### 5.1.7. Message numbers reset by the client

The client may change the number of expected message at the gateway. For this purpose, the client should send `SequenceReset` specifying next message number in the `next_seq` field. At that, the new number shall not be less than the current value at the gateway.

Table 58. Format of message `SequenceReset`: msgid=8004, size=8

Offset	Field	Datatype	Description
	[frame]	[frame]	Session header
0	next_seq	int8	Next sequence number expected from client

### 5.1.8. Message numbers reset by the trading system

In response to `ResendRequest`, the trading system may also send the `GapFill` request to change the number of message expected by the client. The trading system sends `GapFill` to the client to skip update of topic.

Table 59. Format of message `GapFill`: msgid=8106, size=8

Offset	Field	Datatype	Description
	[frame]	[frame]	Session header
0	next_seq	int8	Next sequence number to be expected by the recipient

### 5.1.9. Session termination

The server or the client sends `Logout` to terminate the session and expects the other party to disconnect.

Table 60. Format of message `Logout`: msgid=8002, size=16

Offset	Field	Datatype	Description
	[frame]	[frame]	Session header
0	login	ascii16	Login, client gateway ID

### 5.1.10. Message rejection

If the client's message is either malformed or contains invalid values, the system rejects such message and responds with `Reject`. The `ref_msgid` field specifies message type, `ref_seq` contains the application level message number or has 0 for session message, fields `reason` and `message` contain, correspondingly, code of rejection reason and its description.

Table 61. Format of message `Reject`: msgid=8102, size=45

Offset	Field	Datatype	Description
	[frame]	[frame]	Session header
0	ref_seq	int8	Sequence number of rejected message
8	ref_msgid	int2	Type of rejected message
10	reason	int2	Code of rejection reason
12	message	char32+1	Rejection parameters or textual description

### 5.1.11. Disconnection

System disconnects when receiving message:

- with unknown value of `msgid`,
- with a `size` incorrect for the specified message type,
- with a `seq` number other than expected.

### 5.1.12. Data request

To request data, client should send `TopicRequest` to the trading system gateway specifying `topic` ID and `mode` (snapshot or snapshot and updates). The client does not have to fill the `clorder_id` field.

The client can specify the range of requested messages through `topic_seq` and `topic_seqend` fields:

- `topic_seq=n`, `topic_seqend=m` — request for messages from *n* to *m*.
- `topic_seq=0`, `topic_seqend=n` — request for messages from the lowest number available to *n*.
- `topic_seq=n`, `topic_seqend=0` — request for messages from *n* to the last number available.
- `topic_seq=0`, `topic_seqend=0` — request for all available messages.

When making an initial request for Clearing trades and transfers and Risk rates topics, the client should specify 0 in `topic_seq` and `topic_seqend` fields. And in a repeating request, value of the `topic_seq` field should be one more than value of the `topic_lastseqsent` field in the last received `TopicReport`. If `TopicReport` is not received, value of the `topic_seq` field should be one more than that of the last message received.

When requesting for Clearing positions, Members' funds, Risk parameters, Trading members' references and Instrument references topics, the client should specify 0 in `topic_seq` and `topic_seqend` fields.

If a request can be processed, the client will receive `TopicReport` and after that should expect data messages. In case of requesting a topics snapshot for Clearing positions, Members' funds, Risk parameters, Trading members' references and Instrument references, the client can receive updates along with the requested messages. After data transfer is completed, the client will also receive `TopicReport`.

If a request is incorrect or cannot be processed, the gateway will respond with `TopicReject`.



*If you want to request a new topic, wait until you have received all messages, related to the previous topic request, to avoid network overload.*

Table 62. Format of message `TopicRequest`: `msgid=301`, `size=101`

Offset	Field	Datatype	Description
	[frame]	[frame]	Session header
0	[user_header]	[user_header]	Standard header
20	topic	ascii64	Topic ID
84	topic_seq	int8	First number of requested messages
92	topic_seqend	int8	Last number of requested messages
100	mode	int1	Broadcast mode. Values: <ul style="list-style-type: none"> <li>• 0 (DATA_SLICE): snapshot;</li> <li>• 1 (SUBSCRIBE): snapshot and subsequent updates</li> </ul>

### 5.1.13. Updates canceling

To stop receiving updates the client should send `TopicCancel` to the trading system gateway specifying one or both topic identifiers — `topic` and `topic_id`.

If a request is incorrect or cannot be executed, the gateway will respond with `TopicReject`. In case of successful request processing, the updates will be canceled and the client will receive notification `TopicReport` with `status=2`. Still for some time after notification client may continue receiving messages with data.

Table 63. Format of message `TopicCancel`: msgid=302, size=88

Offset	Field	Datatype	Description
	[frame]	[frame]	Session header
0	[user_header]	[user_header]	Standard header
20	topic	ascii64	Topic ID
84	topic_id	int4	Numerical ID of topic

### 5.1.14. Report on rejecting request

If the client's request is incorrect or cannot be processed, the gateway will send the `TopicReject` message. The reason for rejection is specified in the `reason` field.

The message includes reference fields `topic_lastseq` (the number of the last message generated in the topic) and `topic_lastseqsent` (the number of the last message sent to the client).

Table 64. Format of message `TopicReject`: msgid=402, size=142

Offset	Field	Datatype	Description
	[frame]	[frame]	Session header
0	[gate_header]	[gate_header]	Standard header
46	topic	ascii64	Topic ID
110	topic_id	int4	Numerical ID of topic
114	status	int2	Status of data transfer. Values: <ul style="list-style-type: none"> <li>0 (DATA_SLICE): snapshot transfer;</li> <li>1 (ACTIVE): snapshot transfer with updates;</li> <li>2 (INACTIVE): no transfer</li> </ul>
116	reason	int2	Reason for rejection. Values: <ul style="list-style-type: none"> <li>1 (BAD_TOPIC): invalid topic identifier;</li> <li>2 (ALREADY_SUBSCRIBED): transfer in progress already;</li> <li>3 (NOT_SUBSCRIBED): transfer was not requested;</li> <li>4 (DATA_NOT_AVAILABLE): data not available;</li> <li>5 (DUPLICATE_REQUEST): repeated request;</li> <li>6 (BAD_SEQ): non-existent number in topic;</li> <li>7 (BAD_MODE): invalid mode</li> </ul>
118	topic_firstseq	int8	Number of first available message
126	topic_lastseq	int8	Number of the last message generated in the topic
134	topic_lastseqsent	int8	Number of the last message sent to the client

### 5.1.15. Report on executing request

The client will receive notification `TopicReport` in the following cases:

- successful execution of the data request;
- successful execution of request to cancel updates;

- completion of snapshot transmission.

The message includes reference fields `topic_lastseq` (the number of the last message generated in the topic) and `topic_lastseqsent` (the number of the last message sent to the client).

Table 65. Format of message `TopicReport`: `msgid=401`, `size=134`

Offset	Field	Datatype	Description
	[frame]	[frame]	Session header
0	[gate_header]	[gate_header]	Standard header
46	topic	ascii64	Topic ID
110	topic_id	int4	Numerical ID of topic
114	status	int2	Status of data transfer. Values: <ul style="list-style-type: none"> <li>• 0 (DATA_SLICE): snapshot transfer;</li> <li>• 1 (ADD_SUBSCRIBE): snapshot transfer with updates;</li> <li>• 2 (DEL_SUBSCRIBE): cancellation of updates</li> </ul>
116	marker	int2	Indicator of start and finish of data transfer. Values: <ul style="list-style-type: none"> <li>• 0 (START): start of data transfer;</li> <li>• 1 (END): end of the data transfer;</li> <li>• 2 (SLICE_END): snapshot transfer completed</li> </ul>
118	topic_lastseq	int8	Number of the last message generated in the topic
126	topic_lastseqsent	int8	Number of the last message sent to the client

## 5.2. Application layer

### 5.2.1. Send rate limit for client requests

The rate at which a client can send requests into the system is limited. There are two limits:

1. When the first threshold of send rate is reached, the system starts declining the application level requests and transmits the report on rejecting request with reason "Number of messages exceeded limit".
2. When the second threshold of send rate is reached, the system terminates the user session.

### 5.2.2. Changing client limits

#### 5.2.2.1. Request for limit change

The client should send `LimitRequest` to the trading system gateway to change client instrument limits.

The request should contain the identifier of a balance instrument, which limit is to be changed, in the `balance_id` field. For balance and trading instruments please refer to *Trading Instruments Specification*.

A limit can be set for several entities: a client code, a group of client codes, an analytic clearing account, or a clearing account. The `LimitRequest` can be sent only by the login levels `LEVEL_CM` and/or `LEVEL_TM` and/or `LEVEL_CG` (see *Specifications of electronic documents to the Rules of interaction between the Technical center and the Client*).

The type of entity should be specified in the `entity_type` field with the identifier of a specific entity in `entity_id`. The parameter of limit change must be set in the `flags` field.

Limit can be decreased or increased by the specified `amount`.

A request `LimitRequest`, containing invalid data, will be rejected by `RejectReport`. In response to a valid request, the trading system will send `LimitReport` to the client.

Table 66. Format of message `LimitRequest`: msgid=501, size=67

Offset	Field	Datatype	Description
	[frame]	[frame]	Session header
0	[user_header]	[user_header]	Standard header
20	balance_id	int8	Balance instrument ID
28	entity	[account_entity]	Component specifying entity of limit
49	mode	int1	Limit changing mode. Values: <ul style="list-style-type: none"> <li>• 1 (Enrolment): deposit;</li> <li>• 2 (Withdrawal): withdrawal</li> </ul>
50	flags	int8	Bit mask of limit change. Values: <ul style="list-style-type: none"> <li>• 0x100 (FORCED_UPDATE): not to verify a non-increase in initial margin (IM) arrears (“hard” withdrawal);</li> <li>• 0x400 (FORCED_ASSET_UPDATE): not to verify asset presence in case of withdrawal</li> </ul>
58	amount	decn	Volume of limit change

### 5.2.2.2. Report on changing limit

After limit is changed as result of `LimitRequest`, the client will receive `LimitReport`. The report contains a unique operation identifier `op_id` and a new limit value `amount_rest`.

Table 67. Format of message `LimitReport`: msgid=601, size=102

Offset	Field	Datatype	Description
	[frame]	[frame]	Session header
0	[gate_header]	[gate_header]	Standard header
46	balance_id	int8	Balance instrument ID
54	entity	[account_entity]	Component specifying entity of limit
75	mode	int1	Limit changing mode. Values: <ul style="list-style-type: none"> <li>• 1 (Enrolment): deposit;</li> <li>• 2 (Withdrawal): withdrawal</li> </ul>
76	flags	int8	Bitmask of limit change. Values: <ul style="list-style-type: none"> <li>• 0x100 (FORCED_UPDATE): not to verify a non-increase in initial margin (IM) arrears (“hard” withdrawal);</li> <li>• 0x400 (FORCED_ASSET_UPDATE): not to verify asset presence in case of withdrawal</li> </ul>
84	amount	decn	Volume of limit change
93	amount_rest	decn	Actual size of limit after operation

### 5.2.2.3. Report on rejecting LimitRequest

LimitRequest containing incorrect values will be rejected by RejectReport. The reason field specifies reasons for rejection, and the message field may contain detailed description of rejection reasons or parameters.

Table 68. Format of message RejectReport: msgid=201, size=91

Offset	Field	Datatype	Description
	[frame]	[frame]	Session header
0	[gate_header]	[gate_header]	Standard header
46	market	int2	Liquidity pool rejecting client's order
48	reason	int2	Code of rejection reason
50	message	char32+1	Rejection code parameters and or its textual description
83	extra_data0	int8	Reserved field. To be filled with null byte

## 5.2.3. Conversion of price to yield

### 5.2.3.1. Request for conversion of price to yield

Table 69. Format of message YieldConversionRequest: msgid=514, size=36

Offset	Field	Datatype	Description
	[frame]	[frame]	Session header
0	[user_header]	[user_header]	Standard header
20	instrument	[instrument]	Component specifying trading instrument
26	conversion_dir	int1	Direction of conversion. Values: <ul style="list-style-type: none"> <li>• 0 (YIELD_TO_PRICE): from yield to price;</li> <li>• 1 (PRICE_TO_YIELD): from price to yield</li> </ul>
27	yield_type	int1	Type of yield. Values: <ul style="list-style-type: none"> <li>• 0 (YTM): effective yield to maturity;</li> <li>• 1 (YnTM): nominal yield to maturity</li> </ul>
28	value	dec8	Value to convert

### 5.2.3.2. Report on conversion of price to yield

Table 70. Format of message YieldConversionReport: msgid=614, size=70

Offset	Field	Datatype	Description
	[frame]	[frame]	Session header
0	[gate_header]	[gate_header]	Standard header
46	instrument	[instrument]	Trading instrument component

Protocol specification

Offset	Field	Datatype	Description
52	conversion_dir	int1	Direction of conversion. Values: <ul style="list-style-type: none"> <li>• 0 (YIELD_TO_PRICE): from yield to price;</li> <li>• 1 (PRICE_TO_YIELD): from price to yield</li> </ul>
53	yield_type	int1	Type of yield. Values: <ul style="list-style-type: none"> <li>• 0 (YTM): effective yield to maturity;</li> <li>• 1 (YnTM): nominal yield to maturity</li> </ul>
54	value	dec8	Value to convert
62	result	dec8	Result of conversion



# Appendix A. Error codes

Table 71. Error codes list

Code	Description
0	Ok
5	Missed tag.
100	Filled excess tag.
999	Internal error.
1000	Incorrect login.
1001	Incorrect instrument.
1002	Incorrect client ID.
1003	Invalid member_id.
1004	Invalid account.
1005	Incorrect client group.
1006	Incorrect exchange.
1007	Instrument not traded.
1008	Invalid routing options.
1100	Invalid order direction.
1101	Incorrect price.
1102	Incorrect price_extra.
1103	Incorrect amount.
1104	Incorrect amount_extra.
1105	Invalid order type.
1106	Invalid time_in_force.
1107	Invalid passive_only.
1108	Invalid auto_cancel.
1109	Invalid flags.
1110	Invalid mode.
1111	Incorrect clorder_id.
1112	Incorrect orig_clorder_id.
1113	Invalid prime_exchange.
1114	Invalid date_expire.
1115	Invalid comment.
1116	Invalid level.

Error codes

Code	Description
1117	Invalid trade_mode.
1200	Invalid segment.
1201	Incorrect extra1.
1202	Incorrect OTC code for negotiated trade initiator.
1203	Incorrect OTC code for counter party.
1204	Invalid order_type for this instrument.
1205	Order_type not supported by exchange.
1206	Invalid order_type for Client ID.
1207	Incorrect price for this order_type.
1208	Incorrect amount_extra for this order_type.
1209	Invalid time_in_force for this order_type.
1210	Invalid flags for this order_type.
1211	Invalid instrument for replacement mode.
1212	Invalid member_id for replacement mode.
1213	Invalid client_id for replacement mode.
1214	Invalid account for replacement mode.
1215	Invalid parameters of rejected counter order.
1216	Invalid replacement parameters.
1217	Invalid time_in_force for this instrument.
1218	Invalid replacement mode for this login.
1219	Invalid flags for this instrument.
1300	Both orig_clorder_id and order_id filled.
1301	Duplicate clorder_id.
1302	Price exceeds limits.
1303	Order type not supported for this client ID.
1304	Order type not supported by exchange.
1305	Invalid prime_exchange for this instrument.
1306	Liquidity pool unavailable for client ID.
1307	Invalid order_type for this instrument.
1308	User has no permissions to cancel orders of account specified.
1309	User has no permissions to replace orders of account specified.
1310	User has no permissions to reject this order.

## Error codes

Code	Description
1311	Order currently being replaced.
1312	Order sent before system crash, but received after recovery.
1313	Limitation not available for this instrument.
1314	User has no permissions to use this mode.
1315	This exchange is prohibited for clearing member.
1316	This exchange is prohibited for trade member.
1317	Order submission via the login is blocked.
1318	Order submission via the login is blocked for the client code.
1319	Order submission via the login is blocked for the TCA.
1400	Instrument not available for market maker.
1401	No permissions to trade this instrument.
1402	No permissions to indicate 'No matching another market maker's orders'.
1403	Client has no permissions to trade with using this account.
1404	Liquidity pool not available for this smart order router.
1500	Trade engine IDs (te_id) do not match.
1501	Incorrect te_id.
1502	Request received during the limited margin update.
1700	User has no permission for limited margin service.
1701	Client has no permissions for limited margin service.
1702	Client group has no permissions for limited margin service.
1703	Account has no permissions for limited margin service.
1704	Main account has no permissions for limited margin service.
1710	Invalid parameters for limited margin of client.
1711	Invalid parameters for limited margin of client group.
1712	Invalid parameters for limited margin of account.
1713	Invalid parameters for limited margin of main account.
1714	Request for limited margin update for client received when the previous request still processing.
1715	Request for limited margin update for client group received when the previous request still processing.
1716	Request for limited margin update for TCA received when the previous request still processing.
1717	Request for limited margin update for principal TCA received when the previous request still processing.
1720	Incorrect limit for limited margin.
1721	Incorrect instrument limit for limited margin.

Error codes

Code	Description
1722	Incorrect order limit for limited margin.
1723	Incorrect extra limit for limited margin.
1750	Insufficient limit for limited margin of client.
1751	Insufficient instrument limit for limited margin of client.
1752	Insufficient order limit for limited margin of client.
1753	Insufficient extra limit for limited margin of client.
1754	Insufficient limit for limited margin of client group.
1755	Insufficient instrument limit for limited margin of client group.
1756	Insufficient order limit for limited margin of client group.
1757	Insufficient extra limit for limited margin of client group.
1758	Insufficient limit for limited margin of account.
1759	Insufficient instrument limit for limited margin of account.
1760	Insufficient order limit for limited margin of account.
1761	Insufficient extra limit for limited margin of account.
1762	Insufficient limit for limited margin of main account.
1763	Insufficient instrument limit for limited margin of main account.
1764	Insufficient order limit for limited margin of main account.
1765	Insufficient extra limit for limited margin of main account.
1766	The client has active orders of limited margin.
1767	The client group has active orders of limited margin.
1768	The TCA has active orders of limited margin.
1769	The principal TCA has active orders of limited margin.
1770	Limited margin suspended for client.
1771	Limited margin suspended for client group.
1772	Limited margin suspended for account.
1773	Limited margin suspended for main clearing account.
1780	Invalid liquidity pool for limited margin service.
1800	Incorrect yield type specified.
1801	Incorrect yield conversion direction specified.
1980	Invalid stages in info field.
2100	Account does not belong to member_id.
2200	No permissions to submit trading instructions.

## Error codes

Code	Description
2201	Client group level prohibition is set.
2202	Trade member level prohibition is set.
2203	Clearing member prohibition is set.
2204	Trade administrator level prohibition is set.
2300	No permissions to place an unsecured order.
2400	No permissions to cancel order.
2600	No permissions to set limit for clearing account.
2601	No permissions to set limits for client ID.
2602	No permissions to set limits for client group.
2603	Invalid type.
2604	Invalid value.
2605	Ambiguous type.
2700	Client ID has insufficient funds.
2701	Client ID has insufficient assets.
2702	Client group has insufficient funds.
2703	Client group has insufficient assets.
2704	Account has insufficient funds.
2705	Account has insufficient assets.
2706	Main clearing account has insufficient funds.
2707	Main clearing account has insufficient assets.
2708	Clearing member has insufficient funds.
2709	Insufficient blocked assets.
3000	Market or IOC order expired after no trades.
3001	Order canceled after no trades, to avoid a cross trade.
3002	Order canceled after no trades, to avoid a crossed book.
3003	Client order not found.
3004	Instrument trading suspended.
3005	У логина нет прав торговать данным инструментом в текущий период.
3100	TCA of maker and that of taker have no conversion bank indicator.
3911	Incorrect te_id.
4000	ECN not available or no liquidity pool available.
4001	The specified liquidity pool not available.

Error codes

Code	Description
4002	Order forcedly routed to a liquidity pool after rejected by risk management at the trading system.
4003	Client ID not registered at all the available liquidity pools.
4004	Client ID not registered at the trading system.
4005	Client ID not registered at liquidity pool.
4006	Order cannot be routed to any liquidity pool.
4100	Order pending cancel.
4200	Invalid client for TCA registered at liquidity pool.
4201	Invalid TCA for liquidity pool.
5000	Invalid application message type.
5001	Invalid routing_dest.
5002	Invalid message type for this login.
5003	Login has no permissions to submit such instruction.
5200	User already logged in.
5201	Discovery service settings timeout.
5202	Incorrect heartbeat_ms.
5203	Incorrect user ID / password.
5204	Incorrect message sequence number.
5205	Invalid session message type.
5206	User not logged in.
5207	Another resend request processing in progress.
5208	Incorrect range limit.
5209	Invalid reset_seq.
5210	Requested messages range excess.
5211	Invalid session message size.
5212	Disconnected by the operator.
5300	Invalid topic.
5301	Snapshot with updates has already been requested.
5302	Snapshot with updates has not been requested.
5303	Requested data not available.
5304	Another request processing in progress.
5400	Reset_seq indicated, but seqnums cannot be reset.
5401	Number of messages exceeded limit.

## Error codes

Code	Description
5601	Both account and parties filled.
7000	Order canceled before sending to ASTS.
7001	Order canceled as no answer received.
13300	Ошибка в уникальном идентификаторе запроса REQUEST_NO
13301	Неправильный отправитель
13302	Депозитарный субсчет %r или клиринговый счет %s не найден для брокера %t
13303	Несоответствие полей корпоративного события
13304	Контрольная сумма не сходится
13305	Неправильный код УТ
13306	Несовпадение контрольных остатков
13307	Истекло время приёма раскрытия
13308	Маркировка уже произведена
13309	У переданной группы клиентов повторяется значение в одном из полей ClientCode, ClientRegulator-Code, ExtClientId
13310	Нельзя подавать налоговое раскрытие по неспецдеп. счетам другого участника
13311	Не найден клиент
13312	По счету не предоставлено налоговое раскрытие
13313	Неправильный тип заявки.
13314	Номер заявки не совпадает.
13315	Брокер не найден.
13316	Клиент уже удалён ранее.
13317	Неправильный тип клиента.
13318	Отсутствует налоговый номер.
13319	Отсутствует страна.
13320	Неизвестная страна.
13321	Отсутствует основной адрес.
13322	Отсутствует город в основном адресе.
13323	Отсутствует страна в основном адресе.
13324	Неизвестная страна в основном адресе.
13325	Отсутствует почтовый адрес.
13326	Отсутствует город в почтовом адресе.
13327	Отсутствует страна в почтовом адресе.
13328	Неизвестная страна в почтовом адресе.

## Error codes

Code	Description
13329	Отсутствует имя (first name) на английском.
13330	Отсутствует фамилия (second name) на английском.
13331	Отсутствует имя (first name) на русском.
13332	Отсутствует фамилия (second name) на русском.
13333	Отсутствует название на английском.
13334	Отсутствует GIIN.
13335	Отсутствует статус Chapter 3.
13336	Неправильный статус Chapter 3.
13337	Отсутствует статус Chapter 3 Imy.
13338	Неправильный статус Chapter 3 Imy.
13339	Отсутствует статус Chapter 4.
13340	Неправильный статус Chapter 4.
13341	Отсутствует LOB.
13342	Неправильный LOB.
13343	Отсутствует уточнение для LOB=OTHER.
13344	Отсутствует налоговая ставка.
13345	Неправильная налоговая ставка.
13346	Отсутствует признак отправки отчета 1042-S через брокера.
13347	Несколько посредников имеют одинаковый level.
13348	Отсутствует название посредника на английском.
13349	Отсутствует GIIN у посредника.
13350	Отсутствует статус Chapter 3 у посредника.
13351	Неправильный статус Chapter 3 у посредника.
13352	Отсутствует статус Chapter 3 Imy у посредника.
13353	Неправильный статус Chapter 3 Imy у посредника.
13354	Отсутствует статус Chapter 4 у посредника.
13355	Неправильный статус Chapter 4 у посредника.
13356	Отсутствует LOB у посредника.
13357	Неправильный LOB у посредника.
13358	Отсутствует уточнение для LOB=OTHER у посредника.
13359	Отсутствует страна у посредника.
13360	Неизвестная страна у посредника.



## Error codes

Code	Description
13361	Не допускается указание значения N в поле NotificationViaBroker.
13362	Необходимо корректно подписать анкету.
13363	Невалидные данные клиента.
13365	Отсутствуют данные о файле W8.
13366	У клиента истекает срок действия анкеты, анкету необходимо обновить.
13367	У клиента истёк срок действия анкеты.
13368	Клиент удален из учета, используется только для архивных данных.
13369	Анкета %s распознана и принята.
13370	Анкета %s заполнена с ошибками, необходимо направить исправленную анкету.
13371	Анкета %s не совпадает с заявлением.
13372	Файл анкеты %s не найден.
13373	Анкета %s проверена вручную.
13374	Файл %s неизвестного формата.
13375	Отсутствует основной адрес, но почтовый указан как SameAs.
13376	Отсутствует город в основном адресе у посредника.
13377	Отсутствует страна в основном адресе у посредника.
13378	Неизвестная страна в основном адресе у посредника.
13379	У посредника отсутствует основной адрес, но почтовый указан как SameAs.
13380	Отсутствует город в почтовом адресе у посредника.
13381	Отсутствует страна в почтовом адресе у посредника.
13382	Неизвестная страна в почтовом адресе у посредника.
13383	Не указаны реквизиты посредника
13384	Не допускается одновременное указание элементов IntermediaryIdentification и IntermediaryLegal у посредника
13385	Неправильный брокер в IntermediaryIdentification
13386	Клиент не найден по IntermediaryIdentification
13387	Клиент, найденный по IntermediaryIdentification, имеет тип PERSON
13388	Для клиента не допускается упрощенная идентификация
13389	Более одного юридического лица найдено по заданным параметрам %s
13390	Для юрлица с ИНН %s ошибка: список GIIN пересекается со списком GIIN другого юрлица, при этом ИНН этих юрлиц не совпадают
13391	Для юрлица с ИНН %s ошибка: ИНН совпадает с ИНН другого юрлица, а списки GIIN этих юрлиц не пересекаются

## Error codes

Code	Description
13392	Список клиентских кодов не соответствует данному клиенту %s
13393	Файл %s успешно найден
13394	В данных клиента не заполнен или некорректно заполнен адрес.
13395	В данных клиента не заполнен или некорректно заполнен почтовый адрес.
13396	В данных клиента не заполнен или некорректно заполнен документ физ.лица.
13397	В данных клиента не заполнен или некорректно заполнен FATCA-статус.
13398	В данных клиента не заполнено или некорректно заполнено имя или наименование кириллицей.
13399	В данных клиента не заполнено или некорректно заполнено имя или наименование латиницей.
13400	В данных клиента не заполнен или некорректно заполнен налоговый номер.
13401	В данных клиента не заполнена или некорректно заполнена дата рождения физ.лица.
13402	В данных клиента не заполнена или некорректно заполнена подпись в анкете.
13403	Необходимо прислать анкету W8BEN.
13404	В данных клиента CLIENT повторяются счета ASSET
13405	В пачке сообщений найдено более одной анкеты для одного и того же клиента
13406	Повторяющиеся остатки
13407	Поле request_no ссылается не на request типа payment, а на другой тип request-a
13408	Необходимо указать корректную страну налогового резидентства
13409	Неизвестный код страны ОКСМ %с

Also you can get errors come in range —11000-11999. These are the error codes returned by the trading system of the Moscow stock exchange (ASTS). To get the ASTS error id , you need to subtract 11000 from the internal error id. The description of these errors, a client can get from the ASTS documentation.

## Appendix B. Revision History

### Version 1.10.0 December 24, 2015

1. Added component extra\_data to the message [PositionUpdate](#).
2. The field amount\_rest\_extra is removed from message [ClearingTrade](#), added components clr\_repo\_deals and transfers, and changed the field value msgid.
3. In message [User](#) added fields login\_flags and rights\_flags and changed the field value msgid.
4. In message [Instrument](#) added fields is\_test, te\_id, and be\_mode, removed field reserved, and changed the field value msgid.
5. In component [Underlying](#) added field flags and changed the dimensions of field qty.
6. The composition of component [clr\\_deal](#) changed.

### Version 1.9.0 July 2, 2015

The order of fields trade\_mode\_id and reserved changed in the message table [Instrument](#).

### Version 1.8.0 June 19, 2015

The format of message [Instrument](#) changed: size of field trade\_mode\_id reduced to 2 bytes and added by field reserved in front of it.

### Version 1.7.1 June 4, 2015

The message header [LimitReport](#) corrected.

### Version 1.7.0 May 12, 2015

1. Messages for changing risk parameters added.
2. Risk parameters stream added.
3. New error codes added to application [A](#): DENY\_CLIENT\_ACCOUNT, BAD\_SOR\_EXCHANGE, BAD\_TYPE, BAD\_VALUE, AMBIGUOUS\_TYPE, INSUFFIC\_BLOCKED\_ASSETS and error codes ranging from 8300 to 8325.

### Version 1.6.1 March 25, 2015

Sequence of records in field [fee\\_rate](#) corrected.

### Version 1.6.0 February 20, 2015

1. Field accrued\_interest added to message Spot.
2. Field individual\_retirement\_account added to message Client.

### Version 1.5.0 February 11, 2015

1. Message TradingInstrumentLimits added to instrument streams.
2. Fields limit\_up and limit\_down added to message Instrument.
3. Field is\_ext\_close added to message TradeModes.
4. Gateway mode when sending notification TopicReport corrected.
5. New field extra\_ref added and size of field extra1 changed in message Trade.
6. Fields reg\_num, issuer\_name, issuer\_country, face\_value, face\_value\_currency, total\_amount, security\_type, issue\_date, and quotation\_list added to message Issue.
7. Fields reg\_num, issuer\_name, issuer\_country, face\_value, face\_value\_currency, issue\_amount, security\_type, issue\_date и quotation\_list added to message Bond.
8. Margin rates stream added (please refer to section [4.4](#)).
9. Field maturity\_date renamed to maturity in message Bond.
10. Errors 1115, 1315, 1316, 8103, 8104, 8105, 8106, and 8201 added to error codes table.

### Version 1.4.7 December 15, 2014

Value 3 added in field entity\_type for component account\_entity.

### Version 1.4.6 November 28, 2014

Errors 9103, 9205, 9300, 9400, 9401, 9402, 9500, 9600, and 9601 added to error codes table.

**Version 1.4.5 November 20, 2014**

1. New value added to field mode for component Period.
2. New values added to field flags.
3. Trades.Transfer and Trades.Trade streams are not recommended for use as they will be absent in subsequent versions of the system.

**Version 1.4.4 October 29, 2014**

1. Subsection Supply added to section "Flow of Clearing Transactions and Transfers".
2. List of values revised in fields type and scalping\_type of message Instrument.
3. Instrument streams updated.

**Version 1.4.3 October 9, 2014**

Identifiers of message and stream of ClientGroup guides updated.

**Version 1.4.2 October 1, 2014**

1. Changed msgid in messages Currency, Issue, Bond, Futures, Spot, Instrument.
2. Message TradingInstrumentLimits added to instrument streams.
3. Size of field code changed in messages Currency, Issue, Spot, Futures, and Bond.
4. Size field symbol changed in message Instrument.
5. Component instrument\_status added to component ExchangeInstrument.
6. Field status replaced by component instrument\_status in message Instrument.
7. Field ver added to report Discovery service.
8. Gateway mode when resending messages corrected (please refer to section [5.1.6](#)).
9. Size of field fee in component clr\_deal corrected.

**Version 1.3 August 26, 2014**

1. Message Bond added to instrument streams.
2. Value msgid in message Trade corrected.
3. Field buyback\_amt deleted from component clr\_deal, fields deal\_amount and accr\_interest added.
4. Field buyback\_clr\_id added to component deals.
5. Consistency of message numbering corrected (please refer to section [5.1.5](#)).

**Version 1.2 July 31, 2014**

1. Datatype of field amount in messages LimitRequest and LimitReport corrected.
2. Datatype of field amount\_rest in message LimitReport corrected.
3. Datatype of fields free, reserve, current, and income in message FundsUpdate corrected.
4. Size of field source\_id in component t\_OTCCode corrected.
5. Message CombinedCommodity added to instrument streams.

**Version 1.1 June 30, 2014**

1. Datatype of fields type and tags in message User corrected.
2. Size of fields source\_id, desc, and desc\_ru in message OTCCode corrected.
3. Field member\_id added to message OTCCode.
4. Size of fields desc, desc\_ru, and segregation\_type in message ClearingAccount corrected.
5. Size of fields name and name\_ru in message Member corrected.
6. Field member\_code added to message Member.
7. Size of fields name and name\_ru in message Client corrected.
8. Datatype of field tag in message Client corrected.
9. Size of fields name and name\_ru in message ClientGroup corrected.
10. Datatype of field tag in message ClientGroup corrected.
11. Field cfi\_code added to message Currency.
12. Datatype of fields code, desc, desc\_ru, and section in message Currency corrected.
13. Datatype of fields code, desc, desc\_ru, and section in message Issue corrected.

## Revision History

14. Fields isin and cfi\_code added to message Issue.
15. Datatype of fields code, desc, desc\_ru, and section in message Spot corrected.
16. Field cfi\_code added to message Spot.
17. Datatype of fields code, desc, desc\_ru, section, and exec\_type in message Futures corrected.
18. Size of fields name and name\_ru in message TradeModes corrected.
19. Datatype of fields symbol, desc, desc\_ru, status, fee\_schema, and curr\_price in message Instrument corrected.
20. Fields desc and desc\_ru deleted from component OTCCode.
21. Field member\_id added to component OTCCode.
22. Size of field type in component ExchangeAccount corrected.
23. Datatype of type fields code\_group, code, and code\_extra in component ExchangeInstrument corrected.
24. Size of field type in component Period corrected.