



Native Protocol Risk Management Gateway

Interface version 40

Document version 1.17.0

23 January 2024

Revision history

Version 1.17.0 January 23, 2024

1. The Offset field is added to components of messages in Section [3.3](#).
2. Added [Option](#) and [OptionSeries](#) messages in Section [4.8](#).

Version 1.16.2 July 4, 2023

Added Section [3.7](#) Volume dimension.

Version 1.16.1 February 8, 2023

The ExtraFeeTransfer message moved in Section [4.2](#).

Version 1.16.0 June 9, 2022

Added the [ExtraFeeTransfer](#) message.

Version 1.15.4 May 23, 2022

1. Added description in Section [5.2.3](#).
2. Deleted the Futures message, because the balance instrument is not currently in use.
3. Improved description in document.

Version 1.15.3 December 21, 2021

1. Updated the list of liquidity pools in Section [3.6](#) Liquidity pool identifiers.
2. Clarified description of the market_id field in the [instrument](#) component.
3. Clarified description of the topic_firstseq field in the [TopicReject](#) message in Section [5.1.15](#).

Version 1.15.2 October 25, 2021

Fixed a bug in the name of the segregation_type field (instead of segredation_type) in the [ClearingAccount](#) message.

Version 1.15.1 October 1, 2021

1. Added security type "Exchange traded bond" to the security_type field in the [Bond](#) message.
2. Added [the table of correspondence](#) between designations of instrument categories in the trading system and Interfax.

Version 1.15.0 August 4, 2021

1. The categoryProhibition field is added to the [Client](#) message in the section Topic of trading member references.
2. The category field is added to the [Instrument](#) message in the section Topic of instrument references.
3. Added error code 1405 in Appendix [A](#).
4. Updated the list of liquidity pools in Section [3.6](#) Liquidity pool identifiers.

Version 1.14.2 February 4, 2021

Description of the Section [4.9](#) was updated — added description of keys from the [SysProperties](#) message.

Version 1.14.1 December 24, 2020

Description of the security_type field in the [Issue](#) message was updated.

Version 1.14.0 September 2, 2020

1. Added Section [5.2.3](#) describing [YieldConversionRequest](#) and [YieldConversionReport](#) messages.
2. Description of Section [5.1.6](#) was updated.

Version 1.13.8 June 2, 2020

Added warning about inexpedience using the parameters of a specific trading mode for setting up the trading system to the description of [TradeModes](#) message.

Version 1.13.7 April 17, 2020

1. Description about the trading system's behavior in case a client uses other, than standard method of datafeeds processing was added to Section [1.3](#).

2. The allowed range of values for topic_seq and topic_seqend parameter has been changed in Section [5.1.12](#).

Version 1.13.6 January 24, 2020

1. Added Section [5.1.4](#) describing client's send rate limit of the session level messages.
2. Added Section [5.2.1](#) describing client's send rate limit of the application level messages.

Version 1.13.5 October 07, 2019

Added description of system information topic [SysProperties](#).

Version 1.13.4 September 20, 2019

Added liquidity pool identifier for Hong-Kong Exchange (1019).

Version 1.13.3 July 25, 2019 года

Section [5.1.3](#) renamed to "Keeping section in active state". Description of active session state maintenance is updated.

Version 1.13.2 February 1, 2019

Added value 4 (MemberTariff) to the fee_schema field of the [Instrument](#) message.

Version 1.13.1 December 14, 2018

1. Document structure was changed.
2. Terminology related to topic data transmission was changed.
3. The name of Trade message of topic of clearing transactions and transfers was changed to [ClearingTrade](#).
4. Description of key fields in topic messages was added.
5. Name of topic_header component was changed to [header](#).

Version 1.13.0 November 3, 2017

1. The "Service overview" section has been added.
2. The "Changing risk parameters" section has been removed.
3. The msgid field value changed for the [TradeModes](#) message.
4. The over_the_counter field added to the [TradeModes](#) message.
5. The msgid field value changed for the [Instrument](#) message.
6. The borrowing_status field added to the [Instrument](#) message.
7. The trading_status field of the [TradingInstrumentStatus](#) message renamed to status.
8. Terminology changes.
9. Error codes added.

Version 1.12.0 November 30, 2016

1. The markets field is added to the [Period](#) component.
2. The msgid value changed in the [Instrument](#) message.
3. New fields (order_id, exch_orderid, exec_market, and dir) are added and the msgid value is changed in the [ClearingTrade](#) message.

Version 1.11.0 March 23, 2016

The [Market](#) message is added to the Instruments topic.

Version 1.10.1 February 16, 2016

Restrictions on [LimitRequest](#) are clarified.

Table of Contents

1. Service overview	7
1.1. Data topics	7
1.2. Broadcast modes	7
1.3. Algorithm of receiving and processing topic data	7
1.3.1. Example for Clearing trades and transfers topic	8
1.3.2. Example for Clearing positions topic	8
2. Interaction with gateway	9
2.1. Data request	9
2.2. Updates canceling and resuming	9
2.3. Limit change	10
3. Protocol overview	11
3.1. Data types	11
3.2. Message format	11
3.3. Common components of messages	11
3.4. Repetitive components and fields	18
3.5. <code>source_id</code> values	19
3.6. Liquidity pool identifiers	19
3.7. Volume dimension	19
4. Topics	20
4.1. Topic of clearing transactions and transfers	20
4.1.1. Delivery	22
4.2. Topic of extra fees	22
4.3. Topic of clearing positions	23
4.4. Topic of funds	24
4.5. Topic of margin rates	24
4.6. Topic of risk parameters	25
4.7. Topic of trading member references	26
4.8. Topic of instrument references	31
4.9. System information topic	41
5. Protocol specification	43
5.1. Session layer	43
5.1.1. Discovery service	43
5.1.2. Session initialization	44
5.1.3. Keeping session in active state	45
5.1.4. Send rate limit for session messages	45
5.1.5. Message numbers	45
5.1.6. Message resend request	45
5.1.7. Message numbers reset by the client	47
5.1.8. Message numbers reset by the trading system	47
5.1.9. Session termination	47
5.1.10. Message rejection	47
5.1.11. Disconnection	47
5.1.12. Data request	48
5.1.13. Updates canceling	48
5.1.14. Report on executing request	49
5.1.15. Report on rejecting request	49
5.2. Application layer	50
5.2.1. Send rate limit for client requests	50
5.2.2. Changing client limits	50
5.2.3. Conversion of price to yield	52
A. Error codes	54
B. Revision History	61

List of Tables

2. Format of component	frame	11
3. Format of component	instrument	11
4. Format of component	price	12
5. Format of component	header	12
6. Format of component	user_header	12
7. Format of component	gate_header	12
8. Format of component	account	12
9. Format of component	account_entity	13
10. Format of component	deal	13
11. Format of component	otccodes	13
12. Format of component	clr_deal	13
13. Format of component	clr_repo_deal	14
14. Format of component	coupon_payment	14
15. Format of component	ExchangeAccount	14
16. Format of component	ExchangeClient	15
17. Format of component	ExchangeInstrument	15
18. Format of component	extra_data	15
19. Format of component	instrument_status	16
20. Format of component	t_OTCCode	16
21. Format of component	Period	16
22. Format of component	transfer	17
23. Format of component	Underlying	18
25. Format of message	Transfer	20
26. Format of message	ClearingTrade	20
27. Format of message	ExtraFeeTransfer: msgid=865, size=101	23
28. Format of message	PositionUpdate	23
29. Format of message	FundsUpdate	24
30. Format of message	RiskRates	25
31. Format of message	RiskParams	25
32. Format of component	topic_risk_param	25
33. Format of message	User	26
34. Format of message	OTCCode	27
35. Format of message	ClearingAccount	28
36. Format of message	Member	29
37. Format of message	Client	29
38. Format of message	ClientGroup	30
39. Format of message	Currency	31
40. Format of message	Issue	32
41. Format of message	Spot	33
42. Format of message	OptionSeries	34
43. Format of message	Option	34
44. Format of message	Bond	35
45. Format of message	BondAccruedInterest	36
46. Format of message	TradeModes	36
47. Format of message	Market	37
48. Format of message	Instrument	37
50. Format of message	TradingInstrumentStatus	40
51. Format of message	TradingInstrumentLimits	41
52. Format of message	BorrowingStatus	41
53. Format of message	SysProperties	41
55. Format of message	Hello	43
56. Format of message	Report	43
57. Format of component	Report_Address	44
58. Format of message	Login	44
59. Format of message	Logon	44

Native Protocol Risk
Management Gateway

60. Format of message	Heartbeat	45
61. Format of message	ResendRequest	46
62. Format of message	ResendReport	46
63. Format of message	SequenceReset	47
64. Format of message	GapFill	47
65. Format of message	Logout	47
66. Format of message	Reject	47
67. Format of message	TopicRequest	48
68. Format of message	TopicCancel	48
69. Format of message	TopicReport	49
70. Format of message	TopicReject	50
71. Format of message	LimitRequest	51
72. Format of message	LimitReport	51
73. Format of message	RejectReport	52
74. Format of message	YieldConversionRequest	52
75. Format of message	YieldConversionReport	53

1. Service overview

1.1. Data topics

The risk management gateway provides access to data about trading members and enables management of clients' limits.

The gateway currently provides the following topics:

1. Clearing trades and transfers.
2. Clearing positions.
3. Members' funds.
4. Risk rates.
5. Risk parameters.
6. Trading members' references.
7. Instrument references.
8. System information.

Messages of each topic are numbered consecutively in the `topic_seq` field. The numbering of messages sent to client may be discontinuous as client receives data in accordance with login access rights.

1.2. Broadcast modes

Topics can broadcast data in two modes — **snapshot** and/or **snapshot with subsequent updates**.

A snapshot is aggregation of all current data, e.g. clearing positions list, transmitted at a specified frequency.

Updates are separate messages generated and transmitted to the client when an event occurs.

During a period of inactivity in an update feed the system sends a `Heartbeat` to acknowledge connection. If messages are not transmitted for a longer period, there is either a transmission delay or absence of connection.

1.3. Algorithm of receiving and processing topic data

If you want to connect to a topic with snapshots and updates, it is recommended to connect in mode of snapshot with subsequent updates. First, you should receive a complete snapshot, then start recording incoming updates. If an update has been lost, it can be requested by `ResendRequest`. If messages' recovery takes significant amount of time, it is recommended to request the snapshot instead of attempting to recover lost updates.

When snapshot is complete you should record the updates. Updates can replace or replenish earlier data, depending on the topic. For topics with replacement there are identifiers of updated data - `keys`. The `keys` are fields values of topic messages and are indicated in header of tables in section [4](#).

Table 1. Features of snapshot and updates

Topic	Update		Snapshot
	Replenishment	Replacement	
Clearing trades and transfers Risk rates	✓		Messages history since the start of the trading day
Clearing positions Members' funds Risk parameters	✓	✓	An aggregation of all current data
Instruments Trading members' references		✓	

1.3.1. Example for Clearing trades and transfers topic



The trading system may deny execution of client's request with an error message if the client's requests do not follow the algorithm specified below.

An updates from Clearing trades and transfers **replenish** earlier data.

1. Send the `TopicRequest` message with `Topic=Trades.Trade` and `mode=1` to the gateway.
2. The `TopicRequest` will result in the following message sequence:
 - `TopicReport (seq=0, status=1, marker=0 (START), topic_lastseq=100, topic_lastseqsent=0)`;
 - `ClearingTrade (seq=1, topic_seq=11)`;
 - `ClearingTrade (seq=2, topic_seq=57)`;
 - `ClearingTrade (seq=3, topic_seq=32)`;
 - `ClearingTrade (seq=4, topic_seq=90)`;
 - `TopicReport (seq=0, status=1, marker=2 (SLICE_END), topic_lastseq=100, topic_lastseqsent=100)`.

The `ClearingTrade` messages have gaps between `topic_seq` values, because the `Heartbeat` messages were received between `ClearingTrade` messages.
3. Wait updates `ClearingTrade` of topic. For example, you received the following updates:
 - `ClearingTrade (seq=5, topic_seq=110)`;
 - `ClearingTrade (seq=6, topic_seq=117)`;

Add received updates to the end of snapshot.

1.3.2. Example for Clearing positions topic



The trading system may deny execution of client's request with an error message if the client's requests do not follow the algorithm specified below.

An updates from Clearing positions topic **replace** earlier data.

1. Send the `TopicRequest` message with `Topic=Pos.PositionUpdate`, `mode=1` to the gateway.
2. The `TopicRequest` will result in the following message sequence:
 - `TopicReport (seq=0, status=1, marker=0 (START), topic_lastseq=567, topic_lastseqsent=0)`;
 - `PositionUpdate (seq=1, topic_seq=424, entity=entity1, balance_id=1000)`;
 - `PositionUpdate (seq=2, topic_seq=318, entity=entity2, balance_id=1000)`;
 - `PositionUpdate (seq=3, topic_seq=342, entity=entity1, balance_id=1001)`;
 - `PositionUpdate (seq=4, topic_seq=383, entity=entity3, balance_id=1001)`;
 - `TopicReport (seq=0, status=1, marker=2 (SLICE_END), topic_lastseq=567, topic_lastseqsent=567)`.

The `PositionUpdate` messages have gaps between `topic_seq` values, because the `Heartbeat` messages were received between `PositionUpdate` messages.
3. Wait updates `PositionUpdate` of topic. For example, you received the following updates:
 - `PositionUpdate (seq=5, topic_seq=581, entity=entity1, balance_id=1001)`;
 - `PositionUpdate (seq=6, topic_seq=601, entity=entity1, balance_id=1000)`;
 - `PositionUpdate (seq=7, topic_seq=594, entity=entity3, balance_id=1001)`;
4. Compare keys values of snapshot and each updates with number `topic_seq > topic_lastseqsent` (the keys of Clearing positions topic are `entity` and `balance_id`):
 - If the values are equal (updates with `seq=6, seq=7`), you should replace the snapshot message with an update.
 - If the values aren't equal (updates with `seq=5, seq=8`), you should replenish the snapshot with an update.

2. Interaction with gateway

2.1. Data request

To request data, the client should send [TopicRequest](#) to the trading system gateway with topic identifier `topic`, range of requested messages `topic_seq`, `topic_seqend` and `mode` of data receipt.

In response to valid request, the client will receive notification [TopicReport](#) and after that should expect data messages. At the end of snapshot transmission, the client will receive `TopicReport`.

If a request contains invalid values, is duplicate or cannot be executed, it will be rejected by [TopicReject](#).



If you want to request a new topic, wait until you have received all messages, related to the previous topic request, to avoid network overload.

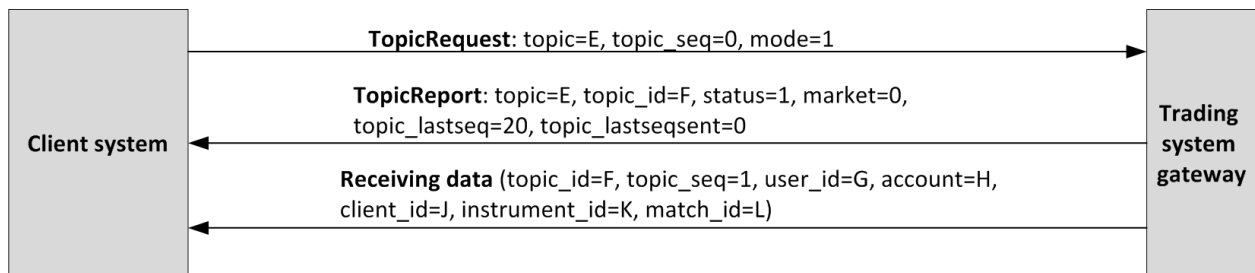


Figure 1. Request and receive data

2.2. Updates canceling and resuming

To stop receiving updates, the client should send [TopicCancel](#) to the trading system gateway specifying topic identifier `topic` or `topic_id`.

In response to valid request, the client will receive notification [TopicReport](#) and updates will be canceled; client may continue receiving messages with data for some time after notification.

If request contains invalid values or cannot be executed, it will be rejected by message [TopicReject](#).

Updates are automatically canceled at disconnection.

After updates canceling, the client may request updates again, sending [TopicRequest](#) and specifying the `topic_seq` number to be subsequent number of the last received message.

Interaction with gateway

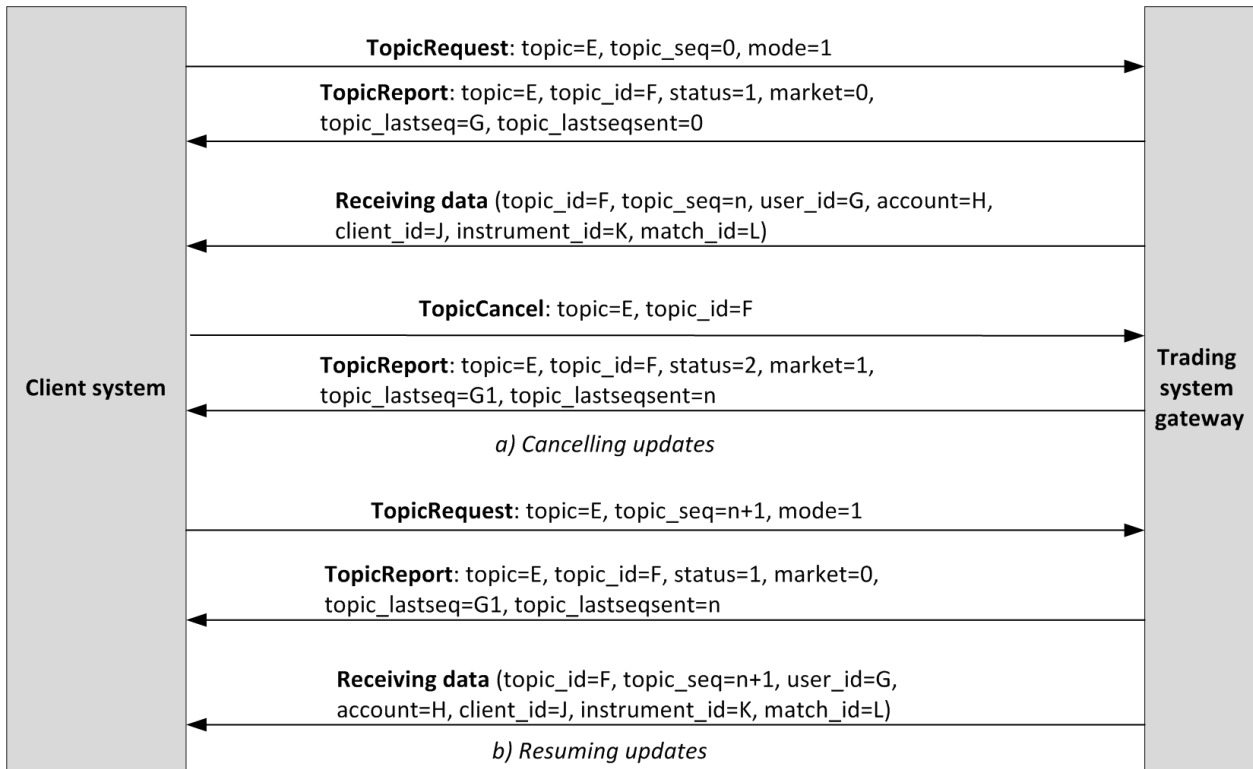


Figure 2. Canceling and resuming updates

2.3. Limit change

To change client instrument limits, the client should send [LimitRequest](#) to the trading system gateway. The request should contain the identifier of balance instrument, which limit must be changed, in the `balance_id` field.

In response to a valid request, the trading system will send [LimitReport](#) to the client.

A `LimitRequest` containing invalid field values will be rejected by [RejectReport](#).

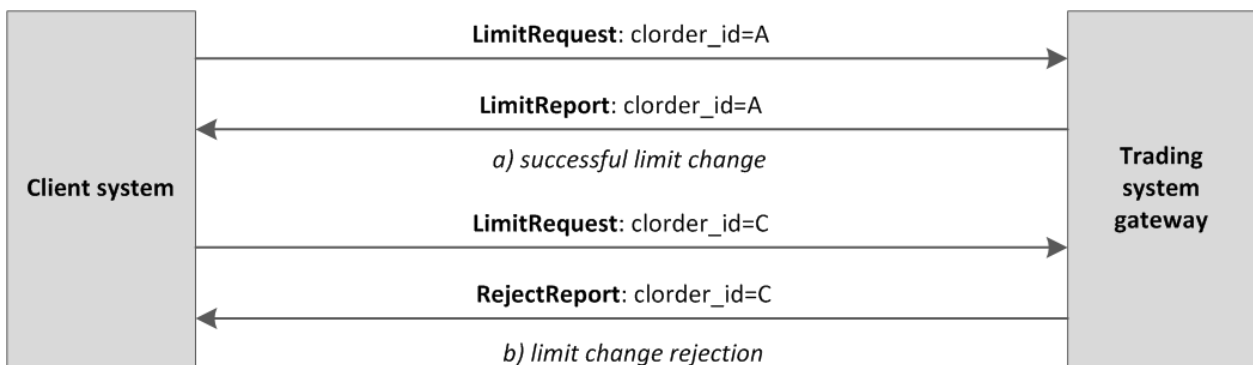


Figure 3. Request for limit change

3. Protocol overview

3.1. Data types

The trading system uses little-endian byte order (same as in x86 processor); the client shall use same.

`asciiN` is an alphanumeric string of N -byte length; the unused part should be filled with zero bytes.

`charN+1` is a UTF-8 encoded string of $N+1$ -byte length. The last byte is the end of line character and so the available length is N ; the unused part should be filled with zero bytes.

`dec2` is an eight-byte integer representing a fraction multiplied by 10^2 .

`dec8` is an eight-byte integer representing a fraction multiplied by 10^8 .

`decn` is a nine-byte sequence; the first eight bytes are an integer representing a fraction multiplied by 10^n and the last byte is n . Its value should be within the range from 0 to 8.

`intN` is an N -byte integer.

`time4` is a four-byte integer representing the Unix time in seconds, i.e. the number of seconds since 1 January 1970.

`time8n` is an eight-byte integer representing the Unix time in nanoseconds, i.e. the number of nanoseconds since 1 January 1970.

`time8m` is an eight-byte integer representing the Unix time in milliseconds, i.e. the number of milliseconds since 1 January 1970. If a field of this datatype conveys a date, the value part representing hours, minutes, seconds and milliseconds should be neglected, i.e. that is to use an integer value (rounded down) of division by 86 400 000.

3.2. Message format

A native protocol message is a sequence of field values in a strict order. Each message starts with the `frame` header; this three-field component includes message size, message type, and sequence number. The message size is the length of the whole message, except for the frame header, in bytes. The size is constant for all message types which do not include any repeating component or field.

A message is transmitted in a network packet as a sequence of bytes.

3.3. Common components of messages

Table 2. Format of component `frame`: size 12 bytes

Offset	Field	Datatype	Description
0	size	int2	Message length in bytes, excluding the <code>frame</code> header
2	msgid	int2	Message type
4	seq	int8	Application message sequence number

Table 3. Format of component `instrument`: size 6 bytes

Offset	Field	Datatype	Description
0	market_id	int2	Liquidity pool ID. For a description of values, refer to Section 3.6
2	instrument_id	int4	Trading instrument ID

Table 4. Format of component `price`: size 22 bytes

Offset	Field	Datatype	Description
0	price	dec8	The price value of the corresponding type specified in the <code>type</code> field
8	type	int1	Price type. Values: <ul style="list-style-type: none"> • 123 (BasePrice): base price; • 124 (Price): theoretical price
9	reserved1	int1	Reserved field. To be filled with null byte
10	reserved2	int4	Reserved field. To be filled with null byte
14	time	time8n	Timestamp of price generation

Table 5. Format of component `header`: size 22 bytes

Offset	Field	Datatype	Description
0	topic_id	int4	Numerical ID of topic
4	topic_seq	int8	Message sequence number in topic
12	system_time	time8n	Message generation time
20	source_id	int2	Message source (for values please refer to section 3.5)

Table 6. Format of component `user_header`: size 20 bytes

Offset	Field	Datatype	Description
0	clorder_id	ascii20	Client order ID

Table 7. Format of component `gate_header`: size 46 bytes

Offset	Field	Datatype	Description
0	system_time	time8n	Client request processing time
8	source_id	int2	Message source (for values please refer to section 3.5)
10	clorder_id	ascii20	Client order ID
30	user_id	ascii16	Login, client gateway ID

Table 8. Format of component `account`: size 36 bytes

Offset	Field	Datatype	Description
0	member_id	int4	Trading member ID
4	account	ascii16	Clearing account ID
20	client_id	ascii16	Client code ID

Protocol overview

Table 9. Format of component `account_entity`: size 21 bytes

Offset	Field	Datatype	Description
0	<code>member_id</code>	int4	Trading member ID
4	<code>entity_id</code>	ascii16	Entity ID
20	<code>entity_type</code>	int1	Type of entity. Values: <ul style="list-style-type: none"> • 0 (CLIENT): client code; • 1 (CLIENT_GROUP): group of client codes; • 2 (CLEAR_ACC): analytical clearing account; • 3 (PRINCIPAL_CLEAR_ACC): clearing account; • 4 (TRADE_MEMBER): trading member

Table 10. Format of component `deal`: size 20 bytes

Offset	Field	Datatype	Description
0	<code>deal_price</code>	dec8	Trade price
8	<code>deal_id</code>	int8	Trade ID assigned by liquidity pool
16	<code>amount</code>	int4	Trade volume in lots

Table 11. Format of component `otccodes`: size 32 bytes

Offset	Field	Datatype	Description
0	<code>initiator_party</code>	ascii16	Negotiated order sender ID
16	<code>ctrparty</code>	ascii16	Negotiated order recipient ID

Table 12. Format of component `clr_deal`: size 85 bytes

Offset	Field	Datatype	Description
0	<code>deal_id</code>	int8	Trade ID
8	<code>clr_deal_id</code>	int8	Clearing trade ID
16	<code>traded_balance_id</code>	int8	Trading balance instrument ID
24	<code>measuring_balance_id</code>	int8	Balance instrument ID for measuring price
32	<code>clr_deal_price</code>	dec8	Clearing trade price
40	<code>amount</code>	decn	Clearing trade volume
49	<code>volume</code>	decn	Volume of trade, part one, in settlement currency
58	<code>dir</code>	int1	Side of trade. Values: <ul style="list-style-type: none"> • 1 (Buy): deposit; • 2 (Sell): withdrawal
59	<code>fee</code>	decn	Trade fee. The number can contain up to ten decimals

Protocol overview

Offset	Field	Datatype	Description
68	accr_interest	decn	Accrued coupon income
77	flags	int8	Flags depending on the market

Table 13. Format of component `clr_repo_deal`: size 126 bytes

Offset	Field	Datatype	Description
0	deal_id	int8	Trade ID
8	clr_deal_id	int8	Clearing trade ID
16	traded_balance_id1	int8	Trading balance instrument ID. 1st part of the repo
24	measuring_balance_id1	int8	Balance instrument ID for measuring price. 1st part of the repo
32	traded_balance_id_back	int8	Trading balance instrument ID. 2nd part of the repo
40	measuring_balance_id_back	int8	Balance instrument ID for measuring price. 2nd part of the repo
48	repo_rate	dec8	Repo rate
56	price	dec8	Price of repo trade, part one
64	amount	decn	Volume of trade in asset units
73	volume	decn	Volume of trade, part one, in settlement currency
82	buyback_volume	decn	Buyback volume
91	buyback_price	dec8	Buyback price
99	dir	int1	Side of trade. Values: <ul style="list-style-type: none"> • 1 (Buy): deposit; • 2 (Sell): withdrawal
100	fee	decn	Trade fee. The number can contain up to ten decimals
109	accr_interest	decn	Accrued coupon income
118	flags	int8	Flags depending on the market

Table 14. Format of component `coupon_payment`: size 16 bytes

Offset	Field	Datatype	Description
0	date	time8m	Date of payment
8	value	dec8	Amount of payment

Table 15. Format of component `ExchangeAccount`: size 36 bytes

Offset	Field	Datatype	Description
0	market_id	int2	Liquidity pool ID (for a description of values, refer to Section 3.6)

Protocol overview

Offset	Field	Datatype	Description
2	type	int2	Method to identify a clearing account. Values: <ul style="list-style-type: none"> • 1 (Standart): standard; • 2 (External): extended, with the use of <code>code-Extra</code>
4	account	ascii16	Clearing account ID at liquidity pool
20	code_extra	ascii16	Additional ID of clearing account at liquidity pool

Table 16. Format of component `ExchangeClient`: size 18 bytes

Offset	Field	Datatype	Description
0	market_id	int2	Liquidity pool ID (for a description of values, refer to Section 3.6)
2	client_name	ascii16	Client code ID at liquidity pool

Table 17. Format of component `ExchangeInstrument`: size 61 bytes

Offset	Field	Datatype	Description
0	instrument	[instrument]	Component specifying trading instrument
6	code_group	char16+1	Market section
23	code	char16+1	Instrument ticker
40	code_extra	char16+1	Instrument code
57	status	[instrument_status]	Current status of trading instrument

Table 18. Format of component `extra_data`: size 11 bytes

Offset	Field	Datatype	Description
0	type	int2	Parameter type
2	value	decn	Parameter value

Table 19. Format of component `instrument_status`: size 4 bytes

Offset	Field	Datatype	Description
0	trading_status	int1	Current status of trading instrument. Values: <ul style="list-style-type: none"> • 2 (HALT): trading is halted; • 17 (TRADING): trading in progress; • 18 (NO_TRADING): no trading; • 102 (CLOSE): trading during closing auction; • 103 (CLOSE_PERIOD): trading during close period; • 107 (DISCRETE_AUCTION): trading during discrete auction; • 118 (OPEN): trading during opening auction; • 120 (FIXED_PRICE_AUCTION): trading at closing auction price
1	suspend_status	int1	Reserved field. To be filled with null byte
2	routing_status	int1	Reserved field. To be filled with null byte
3	reason	int1	Reserved field. To be filled with null byte

Table 20. Format of component `t_OTCCode`: size 18 bytes

Offset	Field	Datatype	Description
0	code	ascii16	Negotiated trading ID
16	market_id	int2	Liquidity pool ID (for a description of values, refer to Section 3.6)

Table 21. Format of component `Period`: size 30 bytes

Offset	Field	Datatype	Description
0	start	time8m	Start timestamp
8	finish	time8m	End timestamp
16	mode	int2	Type of auction. Values: <ul style="list-style-type: none"> • 0 (ProRata): pro rata two-way anonymous auction; • 1 (Parity): parity two-way anonymous auction; • 2 (TimePriority): time priority anonymous auction; • 3 (Address): negotiated trading; • 4 (OpenAuction): opening auction; • 5 (CloseAuction): closing auction; • 6 (NoTrade): no trading; • 7 (ExtClose): closing auction at liquidity pool
18	currency_id	int4	Currency ID of traded instrument

Protocol overview

Offset	Field	Datatype	Description
22	underlying_offset	int2	Offset of the first <code>underlying</code> entry from the beginning of this field
24	underlying_count	int2	Number of the <code>underlying</code> group entries
26	markets_offset	int2	Offset of the first <code>markets</code> entry from the beginning of this field
28	markets_count	int2	Number of the <code>markets</code> group entries
	> underlying	[Underlying]	Component for specifying the lot volume of a trading instrument within a period
	> markets	int2	List of available liquidity pools (for a description of values, refer to section 3.6)

Table 22. Format of component `transfer`: size 43 bytes

Offset	Field	Datatype	Description
0	transfer_id	int8	Transfer ID assigned by trading system
8	balance_id	int8	Balance instrument ID
16	sess_id	int4	Clearing session ID
20	clearing_id	int4	Clearing ID preceding the transfer
24	dir	int1	Side of transfer. Values: <ul style="list-style-type: none"> • 1 (Buy): deposit; • 2 (Sell): withdrawal
25	transfer_type	int1	Type of transfer. Values: <ul style="list-style-type: none"> • 1 (Trade): trade result; • 2 (LimitChange): change in the amount of positions
26	flags	int8	Parameters of transfer. Values: <ul style="list-style-type: none"> • 0x100 (not to verify a non-increase in arrears (“hard” withdrawal)); • 0x200 (transfer by member’s command); • 0x1000 (deposit-withdrawal by client’s order); • 0x2000 (deposit-withdrawal by administrator’s order); • 0x4000 (transfer generated in the process of clearing); • 0x1000000 (applied for clearing account); • 0x4000000 (applied to client code); • 0x8000000 (applied for group of client codes); • 0x10000000 (applied for analytical clearing account)
34	amount	decn	Volume of transfer

Table 23. Format of component `Underlying`: size 15 bytes

Offset	Field	Datatype	Description
0	balance_id	int4	Balance instrument ID
4	qty	decn	Number of balance instrument units
13	flags	int2	Flags field. Values: <ul style="list-style-type: none"> • 0x1 (CORP_DUE_BILL): additional liability in connection with corporate event; • 0x2 (CORP_CORRECTION): liability adjustment by clearing center in connection with corporate event; • 0x4 (CORP_INCOME_RETURN): transfer of income in connection with corporate event; • 0x8 (PRINCIPAL_OBLIGATION): principal liability flag

3.4. Repetitive components and fields

Several message types contain one or more repeating components or fields which may have an arbitrary number of entries. One message may include multiple repetitive components and fields. All same-type repetitive components has a constant length.

A repeating component or field is always preceded by the two fields — `offset` and `count`. The `count` field specifies the number of entries. The `offset` field indicates an offset in bytes of first entry from the beginning of this very field; its value is no less than 4.

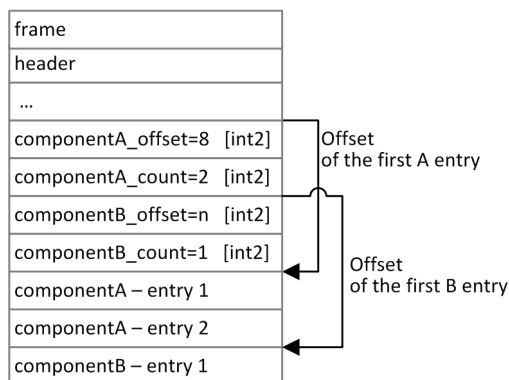


Figure 4. Template of a message with two repeating components

A repeating component may include another repeating component or field. In this case each entry refers to its own set of the embedded entries.

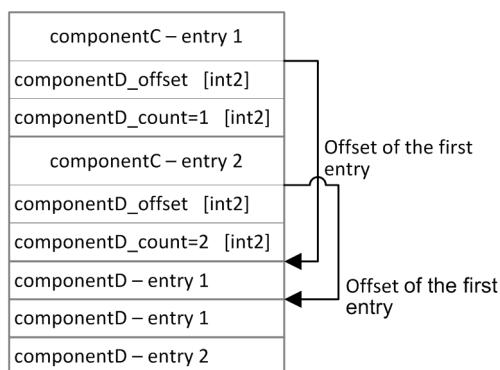


Figure 5. Template of embedded components

3.5. Source_id values

Field `source_id` is in the header [gate_header](#) ; the field specifies the module transmitting message to gateway for sending it to client.

Table 24. `source_id` values to be returned to client

Range	Description
100–199	Trading system gateway
200–249	Clearing House risk parameter verification modules
250–259	Matching modules
300–499	Modules of generation and calculation of market data
500–549	Routing modules

3.6. Liquidity pool identifiers

Liquidity pools' identifiers may be in fields `market`, `markets`, `market_id`, `source_id` and `exec_market` .

0 (DEFAULT) — liquidity pool is defined by the trading system.

1001 (TRADSYS) — all available liquidity pools

1000 (SPB) — liquidity pool of SPB Exchange

1010 (MOEX_FOND) — liquidity pool of Moscow Exchange

1015 (IB) — execution at United States liquidity pools

1017 (LSE) — liquidity pool of LSE

1019 (SEHK) — liquidity pool of SEHK

1021 (XETRA) — liquidity pool of german equities

3.7. Volume dimension

Regardless of the direction of routing, the volume of any order is indicated in the internal lots of the trading system.

The size of the internal lot in the trading system may differ from the size of the lot in the external system for the same trading instrument.

The lot size of a trading instrument depends on the period and is specified in the message [Spot](#) (field `lot`).

4. Topics

4.1. Topic of clearing transactions and transfers



*Snapshot is an entire message history since the start of the trading day. Updates **replenish** earlier data.*

The topic ID is `topic=Trades`. The topic broadcasts the `Transfer` and `ClearingTrade` messages.

The `Trades.Transfer` and `Trades.Trade` topics are also available, transmitting only corresponding message. These topics have their own numbering `topic_seq`. Subsequent versions of the system will not have these child topics.

Data on executed transfers is transmitted in the `Transfer` message.

Data on executed clearing trade is transmitted in the `ClearingTrade` message (for message processing, refer to Section 3.4).

Table 25. Format of message `Transfer`: `msgid=802`, `size=117`

Offset	Field	Datatype	Description
	[frame]	[frame]	Session header
0	[header]	[header]	Header
22	user_id	ascii16	Initiator login
38	account	[account]	Component specifying trading member, clearing account, and client code
74	transfer	[transfer]	Description component of executed transfer

Table 26. Format of message `ClearingTrade`: `msgid=814`, dynamic size

Offset	Field	Datatype	Description
	[frame]	[frame]	Session header
0	[header]	[header]	Header
22	user_id	ascii16	Initiator login
38	account	[account]	Component specifying trading member, clearing account, and client code
74	instrument	[instrument]	Component specifying trading instrument

Topics

Offset	Field	Datatype	Description
80	flags	int8	<p>Market dependent parameters. Values:</p> <ul style="list-style-type: none"> • 0x1 (eUserLastRec): last transaction message: last report on trades executed within a single transaction; • 0x2 (eMMObligations): indicator of market maker executing the obligations at internal exchange, to be assigned to visible limit orders; • 0x4 (eNoMMTrade): indicator of order by market maker that not to be matched with another market maker's order; • 0x8 (ePresettlement): pre-delivery trade; • 0x10 (eExternalActivity): transaction executed through external interfaces; • 0x20 (eDelivery): delivery trade; • 0x40 (eDeliverySwapGood): transfer of a bona fide participant during delivery; • 0x80 (eDeliverySwapBad): transfer of a mala fide participant during delivery; • 0x100 (eDeliveryDonorTrade): delivery transfer of participant with donor involvement; • 0x200 (eNoSystem): negotiated trade indicator; • 0x2000 (eIgnoreDynamicLimits): ignoring dynamic limits; • 0x100000 (eClientPartialExecute): partial execution of address order sent by the client; • 0x200000 (eHaltPeriodOrder): marker of issuing an order during a suspension period; • 0x400000 (eOverTheCounter): marker of an order or a deal with over-the-counter instrument; • 0x800000 (eRFQ): request for quote mode indicator
88	price	dec8	Price
96	price_extra	dec8	Additional price
104	parties	[otccodes]	Component specifying parties in negotiated order
136	amount_rest	int4	Balance after the trades specified in this report
140	comment	char23+1	Comments
164	extra_ref	ascii12	Additional identifier of order
176	extra1	char4+1	Additional field 1
181	match_id	int8	Trade match ID
189	order_id	int8	Order ID assigned by the trading system
197	exch_orderid	ascii20	Order ID assigned by liquidity pool

Offset	Field	Datatype	Description
217	exec_market	int2	Liquidity pool of execution (for a description of values, refer to Section 3.6)
219	dir	int1	Side. Values: <ul style="list-style-type: none"> • 1 (Buy): buy; • 2 (Sell): sell
220	deals_offset	int2	Offset of the first <code>deals</code> entry from the beginning of this field
222	deals_count	int2	Number of the <code>deals</code> group entries
224	clr_deals_offset	int2	Offset of the first <code>clr_deals</code> entry from the beginning of this field
226	clr_deals_count	int2	Number of the <code>clr_deals</code> group entries
228	clr_repo_deals_offset	int2	Offset of the first <code>clr_repo_deals</code> entry from the beginning of this field
230	clr_repo_deals_count	int2	Number of the <code>clr_repo_deals</code> group entries
232	transfers_offset	int2	Offset of the first <code>transfers</code> entry from the beginning of this field
234	transfers_count	int2	Number of the <code>transfers</code> group entries
	> deals	[deal]	List of trades
	> clr_deals	[clr_deal]	List of clearing trades
	> clr_repo_deals	[clr_repo_deal]	List of repo trades
	> transfers	[transfer]	List of transfers as result of the trade

4.1.1. Delivery

An obligation of asset delivery is represented as a spot instrument position. An execution date is assigned to each spot instrument. A spot position can be executed in the process of delivery by either of two ways:

1. Converting a spot position into a position in cash assets such as stocks, bonds, or foreign currency. Converting a position into cash assets is done by a transfer in the direction opposite to the current day execution and in the direction opposite to change of balance instrument position in such assets as stocks, bonds, or currencies.
2. Transfer of an obligation not secured by cash assets to the next trading day. A transfer is executed by automatic generation of negotiated repo orders sent from the login of the clearing member to the Clearing center. As a result of the orders execution, a trade with repo instrument is generated with execution on the next trading day. Obligations are transferred only for a main clearing accounts.

Trades of obligations transfer have `flags=0x20` in the `ClearingTrade` message.

4.2. Topic of extra fees

The topic ID is `topic=ExtraFeeTransfer`. The extra fees topic broadcasts the `ExtraFeeTransfer` message. The topic has the own numbering `topic_seq`.

Trades with foreign securities may be subject to regional fees and taxes. The fee amount is transmitted in the `ExtraFeeTransfer` message. For each individual trade with a unique `deal_id`, a separate `ExtraFeeTransfer` message will be generated.

Depending on the fee calculation algorithm, the transmitted fee amount may be adjusted to reflect fees from previous trades so that the total fee remains correct. It is possible that the fee amount is zero, since the previous fee has already fully covered this trade.

Table 27. Format of message `ExtraFeeTransfer`: msgid=865, size=101

Offset	Field	Datatype	Description
	[frame]	[frame]	Session header
0	[header]	[header]	Header
22	account	[account]	Component specifying trading member, clearing account, and client code
58	currency_id	int8	Currency ID of fee
66	dir	int1	Side of trade. Values: <ul style="list-style-type: none"> • 1 (Buy): deposit; • 2 (Sell): withdrawal
67	deal_id	int8	Trade ID
75	clr_deal_id	int8	Clearing trade ID
83	order_id	int8	Order ID assigned by the trading system
91	extra_fee_type	int1	Fee type. Values: <ul style="list-style-type: none"> • 1 (HK_STAMP_DUTY): Hong-Kong Stamp Duty
92	extra_fee	decn	Fee amount

4.3. Topic of clearing positions



*Snapshot is aggregation of all current data. Updates **replenish** and/or **replace** earlier data.*

The clearing positions topic broadcasts the `PositionUpdate` message. The topic ID is `topic=Pos.PositionUpdate`.

The position at clearing in the `clear_amount` field can be changed during the trading session. This can be result of the transfer or delay of data from the previous session.

Table 28. Format of message `PositionUpdate`: msgid=851, dynamic size, keys=entity, balance_id, extra_key

Offset	Field	Datatype	Description
	[frame]	[frame]	Session header
0	[header]	[header]	Header
22	entity	[account_entity]	Component specifying trading member, clearing account, and client code
43	balance_id	int8	Balance instrument ID
51	extra_key	int8	Additional ID
59	last_session_id	int4	Last clearing session ID
63	last_clearing_id	int4	Last clearing ID

Offset	Field	Datatype	Description
67	clear_amount	decn	The position at clearing result. May vary during the trading session
76	amount_buy	decn	Number of the balance instrument lots in current session's buy trades
85	value_buy	decn	Sum total in all buy trades of current session
94	amount_sell	decn	Number of the balance instrument lots in current session's sell trades
103	value_sell	decn	Sum total in all sell trades of current session
112	last_transfer_id	int8	ID of the last transfer of clearing instrument that changed the balance
120	extra_data_offset	int2	Offset of the first <code>extra_data</code> entry from the beginning of this field
122	extra_data_count	int2	Number of the <code>extra_data</code> group entries
	> extra_data	[extra_data]	Set of blocks with additional parameters of the instrument obligation

4.4. Topic of funds



*Snapshot is aggregation of all current data. Updates **replenish** and/or **replace** earlier data.*

The funds topic broadcasts the `FundsUpdate` message. The topic ID is `topic=Funds.FundsUpdate`.

Table 29. Format of message `FundsUpdate`: `msgid=852, size=79, keys=entity`

Offset	Field	Datatype	Description
	[frame]	[frame]	Session header
0	[header]	[header]	Header
22	entity	[account_entity]	Component specifying entity
43	free	decn	Available funds
52	reserve	decn	Reserved funds
61	current	decn	Current funds
70	income	decn	Income

4.5. Topic of margin rates



*Snapshot is an entire message history since the start of the trading day. Updates **replenish** earlier data.*

The topic of margin rates broadcasts the `RiskRates` message. The topic ID is `topic=RiskRates`.

Table 30. Format of message RiskRates: msgid=810, size=78

Offset	Field	Datatype	Description
	[frame]	[frame]	Session header
0	[header]	[header]	Header
22	balance_id	int8	Balance instrument ID
30	currency_id	int8	Currency ID for risk rate calculations
38	last_session_id	int4	Current session ID
42	last_clearing_id	int4	Last clearing ID
46	time	time8m	Time of rates formation
54	price	dec8	Price for risk rate calculations
62	rate_down	dec8	Downward risk rate
70	rate_up	dec8	Upward risk rate

4.6. Topic of risk parameters



*Snapshot is aggregation of all current data. Updates **replenish** and/or **replace** earlier data.*

The topic of risk parameters broadcasts the RiskParams message. The topic ID is topic=RiskParams.

Table 31. Format of message RiskParams: msgid=860, dynamic size, keys=entity

Offset	Field	Datatype	Description
	[frame]	[frame]	Session header
0	[header]	[header]	Header
22	entity	[account_entity]	Portfolio of transfer
43	reserved	int2	Reserved field
45	params_offset	int2	Offset of the first params entry from the beginning of this field
47	params_count	int2	Number of the params group entries
	> params	[topic_risk_param]	List of parameters

Table 32. Format of component topic_risk_param: size 20 bytes

Offset	Field	Datatype	Description
0	type	int2	Parameter. Value: 1 (CheckFunds): Check limits: value: 1. - enabled, 0. - off
2	reserved	decn	Reserved
11	result	decn	Current value

4.7. Topic of trading member references



*Snapshot is aggregation of all current data. Updates **replace** earlier data.*

The topic of trading member references broadcasts the following messages:

- logins for connecting to the trading system gateways ([User](#) message),
- codes for negotiated trading ([OTCCode](#) message),
- clearing accounts ([ClearingAccount](#) message),
- trading and clearing members ([Member](#) message),
- client codes ([Client](#) message),
- groups of client codes ([ClientGroup](#) message).

Data transmitted in the topic is limited by the requesting login access permissions.

The topic ID is `topic=Participants`. Besides, the client may also connect to a separate child topic. Such child topic has its own numbering `topic_seq`, and its identifier is as follows `Participants.User`.

The `User` message conveys properties of a login for connecting to the trading system gateway (for message processing, refer to Section 3.4).

Table 33. Format of message `User`: `msgid=911`, dynamic size, keys=`user_id`

Offset	Field	Datatype	Description
	[frame]	[frame]	Session header
0	[header]	[header]	Header
22	<code>user_id</code>	ascii16	Login, client gateway ID
38	<code>type</code>	int2	Login type. Values: <ul style="list-style-type: none"> • 1 (Clearing): clearing member; • 2 (WildCard): trading member; • 3 (Tag): login of group of clients marked by tag; • 4 (Group): login of groups of client codes; • 5 (Client): client code login
40	<code>member_id</code>	int8	Trading member ID
48	<code>main_clearing_account</code>	ascii16	Default clearing account
64	<code>use_any_account</code>	int1	Right of access to all clearing accounts of the trading member. Values: <ul style="list-style-type: none"> • 0 (No): no access; • 1 (Yes): has access
65	<code>client_code</code>	ascii16	Client code ID. Filled when <code>type=5</code>
81	<code>client_group</code>	ascii16	Group of client codes. Filled when <code>type=4</code>
97	<code>tags</code>	char15+1	Client codes and/or groups of client codes marked by tag. Filled when <code>type=3</code>
113	<code>clearing_account_offset</code>	int2	Offset of the first <code>clearing_account</code> entry from the beginning of this field
115	<code>clearing_account_count</code>	int2	Number of the <code>clearing_account</code> group entries

Offset	Field	Datatype	Description
117	otccodes_offset	int2	Offset of the first <code>otccodes</code> entry from the beginning of this field
119	otccodes_count	int2	Number of the <code>otccodes</code> group entries
121	login_flags	int8	Login parameters. Values: <ul style="list-style-type: none"> • 0x1 (IS_ACTIVE): active login; • 0x8 (USE_ANY_GW): can ignore the list of permitted gateways; • 0x10 (USE_ANY_ACCOUNT): can use any clearing account of the member; • 0x20 (LEVEL_CM): level of clearing member; • 0x40 (LEVEL_TM): level of trading member; • 0x80 (LEVEL_CG): level of client group; • 0x100 (LEVEL_CLIENT): client code level; • 0x200 (LEVEL_TCA): level of clearing account; • 0x400 (IS_CM_OPERATOR): operator of clearing member; • 0x800 (IS_TM_OPERATOR): operator of the trading member; • 0x2000 (IS_SUSPENDED): login suspended by client's command
129	rights_flags	int8	Login permissions. Values: <ul style="list-style-type: none"> • 0x1 (M_TRADE): issue trading orders; • 0x800 (CAN_IGNORE_DYNAMIC_LIMITS): ignore the dynamic limits test
	> clearing_account	ascii16	Clearing account
	> otccodes	[t_OTCCode]	List of identifiers for negotiated trading

The `OTCCode` message contains information about a code for negotiated trading at liquidity pools available in the trading system.

Table 34. Format of message `OTCCode`: msgid=902, size=242, keys=code

Offset	Field	Datatype	Description
	[frame]	[frame]	Session header
0	[header]	[header]	Header
22	code	ascii16	Code for negotiated trading
38	market_id	int2	Liquidity pool ID (for a description of values, refer to Section 3.6)
40	desc	char64+1	Full name in English
105	desc_ru	char128+1	Full name in Russian
234	member_id	int8	Member ID holding the registered code

The `ClearingAccount` message conveys properties of clearing account, including links to clearing accounts in liquidity pools (for message processing, refer to Section [3.4](#)).

Table 35. Format of message `ClearingAccount`: msgid=903, dynamic size, keys=code, clearing_member_id

Offset	Field	Datatype	Description
	[frame]	[frame]	Session header
0	[header]	[header]	Header
22	code	ascii16	Clearing account ID
38	clearing_member_id	int8	Clearing member ID
46	desc	char64+1	Full name in English
111	desc_ru	char128+1	Full name in Russian
240	is_principal	int1	Virtual clearing account flag. Values: <ul style="list-style-type: none"> • 0 (No): virtual clearing account; • 1 (Yes): regular clearing account
241	parent_clear_account	ascii16	Trading member ID who is transacting through the trading and clearing account. Filled when <code>is_virtual=1</code>
257	is_trusted_asset	int1	Trust management flag. Values: <ul style="list-style-type: none"> • 0 (No): not under trust management; • 1 (Yes): under trust management
258	is_own_asset	int1	Own clearing account flag. Values: <ul style="list-style-type: none"> • 0 (No): clearing account of trading member's clients; • 1 (Yes): clearing account of trading member
259	trade_member_id	int8	Trading member ID who is transacting through the clearing account
267	default_client	ascii16	Default client code
283	default_client_extra	ascii16	Additional default client code
299	segregation_type	int2	Method of available funds accounting. Values: <ul style="list-style-type: none"> • 0 (Custom): regular; • 1 (Private): dedicated; • 2 (Separate): isolated
301	exchange_accounts_offset	int2	Offset of the first <code>exchange_accounts</code> entry from the beginning of this field
303	exchange_accounts_count	int2	Number of the <code>exchange_accounts</code> group entries
	> exchange_accounts	[ExchangeAccount]	List of clearing accounts at liquidity pools

The `Member` message contains properties of the trading or clearing member.

Table 36. Format of message `Member`: msgid=904, size=259, keys=member_id

Offset	Field	Datatype	Description
	[frame]	[frame]	Session header
0	[header]	[header]	Header
22	member_id	int8	ID of trading or clearing member
30	member_code	char32+1	Unique symbol code
63	member_type	int2	Type of member. Values: <ul style="list-style-type: none"> • 0 (Clearing): clearing member; • 1 (Trade): trading member
65	name	char64+1	Full name in English
130	name_ru	char128+1	Full name in Russian

The `Client` message conveys properties of client code including links to a client code ID in liquidity pools (for message processing, refer to Section 3.4).

Table 37. Format of message `Client`: msgid=905, dynamic size, keys=code, trade_member_id

Offset	Field	Datatype	Description
	[frame]	[frame]	Session header
0	[header]	[header]	Header
22	code	ascii16	Client code ID
38	trade_member_id	int8	Trading member ID
46	name	char64+1	Full name in English
111	name_ru	char128+1	Full name in Russian
240	is_trust_asset	int1	Trust management flag. Values: <ul style="list-style-type: none"> • 0 (No): not under trust management; • 1 (Yes): under trust management
241	is_own_asset	int1	Own client code flag. Values: <ul style="list-style-type: none"> • 0 (No): trading member's client code; • 1 (Yes): trading member code
242	has_client_group	int1	Indicator of belonging to a group of client codes. Values: <ul style="list-style-type: none"> • 0 (No): does not belongs to a group; • 1 (Yes): belongs to a group
243	client_group_id	ascii16	Group of client codes. Indicated when <code>has_client_group=1</code>
259	exchange_clients_offset	int2	Offset of the first <code>exchange_clients</code> entry from the beginning of this field

Topics

Offset	Field	Datatype	Description
261	exchange_clients_count	int2	Number of the <code>exchange_clients</code> group entries
263	tag_offset	int2	Offset of the first <code>tag</code> entry from the beginning of this field
265	tag_count	int2	Number of the <code>tag</code> group entries
267	individual_investment_account	int1	Flag of individual investment account. Values: <ul style="list-style-type: none"> • 0 (No): non-individual investment account; • 1 (Yes): individual investment account
268	categoryProhibition	int4	Prohibition bit mask by instrument category. Values: <ul style="list-style-type: none"> • 0x1 (UNQUALIFIED_CLIENT_PROHIBITION); • 0x2 (FOREIGNSECURITY_CLIENT_PROHIBITION); • 0x4 (FOREIGNETF_CLIENT_PROHIBITION); • 0x8 (UNQUOTRUSESECURITY_CLIENT_PROHIBITION); • 0x10 (DERIVATIVES_CLIENT_PROHIBITION); • 0x20 (UNRATEDRUBOND_CLIENT_PROHIBITION); • 0x40 (FOREIGNBOND_CLIENT_PROHIBITION); • 0x80 (STRUCTEDBOND_CLIENT_PROHIBITION); • 0x100 (STRUCTEDINCOME_BOND_CLIENT_PROHIBITION); • 0x200 (REPO_CLIENT_PROHIBITION); • 0x400 (CLOSEDFUND_CLIENT_PROHIBITION); • 0x800 (DELISTED_CLIENT_PROHIBITION)
	> exchange_clients	[ExchangeClient]	Link to a client code at liquidity pool
	> tag	char15+1	Client code marked by tag

The `ClientGroup` message contains the description of a group of client codes (for message processing, refer to Section [3.4](#)).

Table 38. Format of message `ClientGroup`: msgid=906, dynamic size, keys=code, trade_member_id

Offset	Field	Datatype	Description
	[frame]	[frame]	Session header
0	[header]	[header]	Header
22	code	ascii16	Client codes group ID
38	trade_member_id	int8	Trading member ID
46	name	char64+1	Full name in English
111	name_ru	char128+1	Full name in Russian

Offset	Field	Datatype	Description
240	is_trusted_asset	int1	Trust management flag. Values: <ul style="list-style-type: none"> • 0 (No): not under trust management; • 1 (Yes): under trust management
241	is_own_asset	int1	Own client group flag. Values: <ul style="list-style-type: none"> • 0 (No): group of trading member's client codes; • 1 (Yes): group of trading member codes
242	tag_offset	int2	Offset of the first <code>tag</code> entry from the beginning of this field
244	tag_count	int2	Number of the <code>tag</code> group entries
	> tag	char15+1	Group of client codes marked by tag

4.8. Topic of instrument references



*Snapshot is aggregation of all current data. Updates **replace** earlier data.*

The topic of instrument references transmits data on instruments and trading modes:

- balance instrument [Currency](#),
- balance instrument [Issue](#),
- balance instrument [Spot](#),
- option series ([OptionSeries](#)),
- balance instrument [Option](#),
- balance instrument [Bond](#),
- accrued coupon income ([BondAccruedInterest](#)),
- trading modes ([TradeModes](#)),
- liquidity pools ([Market](#)),
- trading instrument ([Instrument](#)).

The topic of instrument references broadcasts the [TradingInstrumentStatus](#) notifications about changes in the status of a trading instrument and the [TradingInstrumentLimits](#) updates about changes in the price limits for orders for a trading instrument. The [BorrowingStatus](#) message is sent, when short selling availability of an instrument has changed.

The topic ID is `topic=Instruments`. Besides, the client may also connect to a separate child topic. Such child topic has its own numbering `topic_seq`, and its identifier `topic` is as follows `Instruments.Instrument`.

Table 39. Format of message `Currency`: `msgid=931`, `size=278`, `keys=balance_id`

Offset	Field	Datatype	Description
	[frame]	[frame]	Session header
0	[header]	[header]	Header
22	balance_id	int4	Balance instrument ID
26	code	char32+1	Currency code
59	desc	char64+1	Full name of currency in English

Topics

Offset	Field	Datatype	Description
124	desc_ru	char128+1	Full name of currency in Russian
253	section	char8+1	Market section
262	min_volume	dec8	Minimum volume of asset
270	cfi_code	char6+1	CFI code
277	is_test	int1	Flag of test instrument. Values: <ul style="list-style-type: none"> • 0 (REAL): Real; • 1 (TEST): Test

Table 40. Format of message Issue: msgid=932, size=486, keys=balance_id

Offset	Field	Datatype	Description
	[frame]	[frame]	Session header
0	[header]	[header]	Header
22	balance_id	int4	Balance instrument ID
26	code	char32+1	Instrument ticker
59	desc	char64+1	Full name of stock in English
124	desc_ru	char128+1	Full name of stock in Russian
253	section	char8+1	Market section
262	min_volume	dec8	Minimum volume of lot
270	isin	char32+1	ISIN
303	cfi_code	char6+1	CFI code
310	reg_num	char32+1	Registration number
343	issuer_name	char64+1	Name of issuer or management company (for stakes)
408	issuer_country	char8+1	Issuer country
417	face_value	dec8	Face value
425	face_value_currency	char8+1	Face value currency
434	total_amount	decn	Total amount of issue

Topics

Offset	Field	Datatype	Description
443	security_type	int1	Security type. Values: <ul style="list-style-type: none"> • 1 (OrdinaryShare): ordinary share or REIT; • 2 (PreferredShare): preferred share; • 3 (OpenEndedMutualFund): open-end mutual fund; • 4 (ClosedEndMutualFund): closed-end mutual fund; • 5 (ETF): security of foreign exchange traded fund; • 6 (RDR): Russian depositary receipt; • 7 (ADR): American depositary receipt; • 8 (GDR): global depositary receipt; • 9 (IntervalMutualFund): share of mutual fund
444	issue_date	time8m	Issue or registration date
452	quotation_list	char32+1	Quotation list
485	is_test	int1	Flag of test instrument. Values: <ul style="list-style-type: none"> • 0 (REAL): Real; • 1 (TEST): Test

Table 41. Format of message Spot: msgid=933, size=293, keys=balance_id

Offset	Field	Datatype	Description
	[frame]	[frame]	Session header
0	[header]	[header]	Header
22	balance_id	int4	Balance instrument ID
26	code	char32+1	Spot code
59	desc	char64+1	Full name in English
124	desc_ru	char128+1	Full name in Russian
253	section	char8+1	Market section
262	lot	int8	Lot volume in balance instrument units (instrument ID specified in <code>underlying_id</code>)
270	date_exec	time8m	Execution date
278	shift	int2	Shift of execution date from today
280	underlying_id	int4	Underlying instrument ID
284	accrued_interest	dec8	Accrued interest as of the delivery date
292	is_test	int1	Flag of test instrument. Values: <ul style="list-style-type: none"> • 0 (REAL): Real; • 1 (TEST): Test

Table 42. Format of message `OptionSeries`: msgid=980, size=301, keys=series_id

Offset	Field	Datatype	Description
	[frame]	[frame]	Session header
0	[header]	[header]	Header
22	series_id	int4	Series ID
26	code	char32+1	Option code
59	desc	char64+1	Full name in English
124	desc_ru	char128+1	Full name in Russian
253	section	char8+1	Market section
262	lot	dec8	Lot volume in balance instrument units (instrument ID specified in <code>underlying_id</code>)
270	date_exec	time8m	Execution date
278	date_expire	time8m	Expiration date
286	underlying_id	int4	Underlying instrument ID
290	exec_type	int1	Option type. Values: <ul style="list-style-type: none"> • 0 (ThroughSpot): Option through spot; • 1 (CashSettlement): cash-settled option
291	exec_style	int1	Values: <ul style="list-style-type: none"> • 1 (American); • 2 (European)
292	series_type	int1	Values: <ul style="list-style-type: none"> • 1 (Daily); • 2 (Weekly); • 3 (Monthly); • 4 (Quarterly)
293	strike_step	dec8	Strike step

Table 43. Format of message `Option`: msgid=981, size=276, keys=balance_id

Offset	Field	Datatype	Description
	[frame]	[frame]	Session header
0	[header]	[header]	Header
22	balance_id	int4	Balance instrument ID
26	series_id	int4	Series ID
30	code	char32+1	Option code
63	desc	char64+1	Full name in English

Topics

Offset	Field	Datatype	Description
128	desc_ru	char128+1	Full name in Russian
257	section	char8+1	Market section
266	strike	dec2	Strike volume
274	option_type	int1	Option type. Values: <ul style="list-style-type: none"> • 1 (Call); • 2 (Put)
275	is_test	int1	Flag of test instrument. Values: <ul style="list-style-type: none"> • 1 (Real); • 2 (Test)

Table 44. Format of message Bond: msgid=935, dynamic size, keys=balance_id

Offset	Field	Datatype	Description
	[frame]	[frame]	Session header
0	[header]	[header]	Header
22	balance_id	int4	Balance instrument ID
26	code	char32+1	Bond code
59	desc	char64+1	Full name in English
124	desc_ru	char128+1	Full name in Russian
253	section	char8+1	Market section
262	min_volume	dec8	Minimum volume of lot
270	isin	char32+1	ISIN
303	cfi_code	char6+1	CFI code
310	date_maturity	time8m	Maturity date
318	coupon_payment_offset	int2	Offset of the first <code>coupon_payment</code> entry from the beginning of this field
320	coupon_payment_count	int2	Number of the <code>coupon_payment</code> group entries
322	reg_num	char32+1	Registration number of bond issue
355	issuer_name	char64+1	Name of issuer or management company (for stakes)
420	issuer_country	char8+1	Issuer country
429	face_value	dec8	Face value
437	face_value_currency	char8+1	Face value currency
446	issue_amount	decn	Total amount of issue

Topics

Offset	Field	Datatype	Description
455	security_type	int1	Security type. Values: <ul style="list-style-type: none"> • 1 (GovernmentBond): government bond; • 2 (MunicipalBond): municipal bond; • 3 (CentralBankBond): Central bank bond; • 4 (CorporateBond): corporate bond; • 5 (FinancialInstitutionBond): financial institution bond; • 6 (ExchangeTradedBond): exchange traded bond
456	issue_date	time8m	Date of issue
464	quotation_list	char32+1	Quotation list
497	is_test	int1	Flag of test instrument. Values: <ul style="list-style-type: none"> • 0 (REAL): Real; • 1 (TEST): Test
	> coupon_payment	[coupon_payment]	Schedule of coupon payments

Table 45. Format of message BondAccruedInterest: msgid=937, dynamic size, keys=balance_id

Offset	Field	Datatype	Description
	[frame]	[frame]	Session header
0	[header]	[header]	Header
22	balance_id	int4	Balance instrument (bond) ID
26	accrued_interest_offset	int2	Offset of the first accrued_interest entry from the beginning of this field
28	accrued_interest_count	int2	Number of the accrued_interest group entries
	> accrued_interest	[coupon_payment]	Coupon payment schedule



The list of trading modes, transmitted via the TradeModes messages, is the subject to modification. It is not recommended to use parameters of a specific trading mode for setting up the trading system.

Table 46. Format of message TradeModes: msgid=942, size=222, keys=trade_mode_id

Offset	Field	Datatype	Description
	[frame]	[frame]	Session header
0	[header]	[header]	Header
22	trade_mode_id	int2	Trade mode ID
24	name	char64+1	Name of trade mode in English
89	name_ru	char128+1	Name of trade mode in Russian

Topics

Offset	Field	Datatype	Description
218	is_address	int1	Negotiated trading flag in trade mode. Values: <ul style="list-style-type: none"> • 0 (No): non-negotiated; • 1 (Yes): negotiated
219	is_multileg	int1	Multi-leg trade indicator. Values: <ul style="list-style-type: none"> • 0 (No): single-leg; • 1 (Yes): multi-leg
220	is_ext_close	int1	Closing auction indicator. Values: <ul style="list-style-type: none"> • 0 (No): not traded at closing auction; • 1 (Yes): traded at closing auction
221	over_the_counter	int1	Over-the-counter trade mode indicator. Values: <ul style="list-style-type: none"> • 0 (No): not present; • 1 (Yes): present

Table 47. Format of message Market: msgid=936, size=220, keys=market_id

Offset	Field	Datatype	Description
	[frame]	[frame]	Session header
0	[header]	[header]	Header
22	market_id	int4	Liquidity pool ID (for a description of values, refer to Section 3.6)
26	desc	char64+1	Full name of market in English
91	desc_ru	char128+1	Full name of market in Russian

Table 48. Format of message Instrument: msgid=973, dynamic size, keys=instrument_id

Offset	Field	Datatype	Description
	[frame]	[frame]	Session header
0	[header]	[header]	Header
22	instrument_id	int4	Trading instrument ID
26	symbol	char32+1	Symbolic instrument ID
59	desc	char64+1	Full instrument name in English
124	desc_ru	char128+1	Full instrument name in Russian
253	status	[instrument_status]	Current status of trading instrument

Topics

Offset	Field	Datatype	Description
257	type	char3+1	Trading instrument type: <ul style="list-style-type: none"> • f: futures; • t: T+N; • o: option; • r: repo; • pr: related trades; • sw: swap; • c: calendar spread; • sf: spot-futures spread; • dvp: delivery versus payment
261	auction_dir	int1	Type of auction. Values: <ul style="list-style-type: none"> • 0 (Direct): direct auction; • 1 (Inverse): inverse auction
262	price_increment	dec8	Price increment
270	step_price	dec8	Step price
278	legs_count	int2	Number of legs
280	trade_mode_id	int2	Trading mode ID
282	scalping_type	int2	Scalping type. Values: <ul style="list-style-type: none"> • 0 (NoScalping): no scalping; • 1 (Custom): custom scalping; • 2 (InverseScalping): inverse scalping
284	fee_schema	int1	Fee scheme. Values: <ul style="list-style-type: none"> • 1 (MakerTakerSpot): maker-taker for spot; • 2 (MakerTakerFutures): maker-taker for futures; • 3 (REPO): repo; • 4 (MemberTariff): maker-taker for spot at members
285	fee_rate_offset	int2	Offset of the first <code>fee_rate</code> entry from the beginning of this field
287	fee_rate_count	int2	Number of the <code>fee_rate</code> group entries
289	curr_price	char16+1	Currency of the instrument price
306	periods_offset	int2	Offset of the first <code>periods</code> entry from the beginning of this field
308	periods_count	int2	Number of the <code>periods</code> group entries
310	exchange_instrument_offset	int2	Offset of the first <code>exchange_instrument</code> entry from the beginning of this field
312	exchange_instrument_count	int2	Number of the <code>exchange_instrument</code> group entries

Topics

Offset	Field	Datatype	Description
314	limit_up	dec8	Price limit up
322	limit_down	dec8	Price limit down
330	is_test	int1	Flag of test instrument. Values: <ul style="list-style-type: none"> • 0 (REAL): Real; • 1 (TEST): Test
331	te_id	int2	Trading engine ID
333	be_mode	int1	Best execution mode. Values: <ul style="list-style-type: none"> • 0 (External): external trades; • 1 (Internal): internal trades at external prices
334	borrowing_status	int1	Short selling availability for the instrument. Values: <ul style="list-style-type: none"> • 1 (HARD_TO_BORROW): short selling unavailable; • 2 (EASY_TO_BORROW): short selling available
335	category	int4	Instrument category bitmask. Values: <ul style="list-style-type: none"> • 0x1 (UNQUALIFIED_CLIENT_PROHIBITION); • 0x2 (FOREIGNSECURITY_CLIENT_PROHIBITION); • 0x4 (FOREIGNETF_CLIENT_PROHIBITION); • 0x8 (UNQUOTRUSESECURITY_CLIENT_PROHIBITION); • 0x10 (DERIVATIVES_CLIENT_PROHIBITION); • 0x20 (UNRATEDRUBOND_CLIENT_PROHIBITION); • 0x40 (FOREIGNBOND_CLIENT_PROHIBITION); • 0x80 (STRUCTEDBOND_CLIENT_PROHIBITION); • 0x100 (STRUCTEDINCOMEBOND_CLIENT_PROHIBITION); • 0x200 (REPO_CLIENT_PROHIBITION); • 0x400 (CLOSEDFUND_CLIENT_PROHIBITION); • 0x800 (DELISTED_CLIENT_PROHIBITION)
	> fee_rate	dec8	Fee rate
	> periods	[Period]	Component of trading periods (such as trading session) for instrument
	> exchange_instrument	[ExchangeInstrument]	Component specifying trading instruments at liquidity pools

In this version of the trading system, the `fee_rate` group has five entries. The group has the following sequence of entries:

1. Minimum fee rate, in instrument currency.
2. Fee rate for pre-delivery trades, in instrument currency.
3. Taker fee rate depending on fee scheme: portion of trade volume in price currency for shares; amount of price currency per contract for derivatives; portion of the first leg value multiplied by repo duration for repo.

4. Maker fee rate depending on fee scheme: portion of trade volume in price currency for shares; amount of price currency per contract for derivatives; portion of the first leg value multiplied by repo duration for repo.
5. Accuracy.

Values of third and fourth records are based on the mechanism of fee calculation specified in the `fee_schema` field.

The `category` field indicates the instrument category in the trading system in accordance with designations adopted on the SPB Exchange. The correspondence between designations of instrument categories in the trading system and Interfax is shown in the table below.

Table 49. Correspondence between designations of instrument categories in the trading system and Interfax

Bitmask	Instrument category in the trading system	Instrument category in Interfax
0x1	UNQUALIFIED_CLIENT_PROHIBITION	0
0x2	FOREIGNSECURITY_CLIENT_PROHIBITION	10
0x4	FOREIGNETF_CLIENT_PROHIBITION	11
0x8	UNQUOTRUSESECURITY_CLIENT_PROHIBITION	9
0x10	DERIVATIVES_CLIENT_PROHIBITION	—
0x20	UNRATEDRUBOND_CLIENT_PROHIBITION	6
0x40	FOREIGNBOND_CLIENT_PROHIBITION	7
0x80	STRUCTEDBOND_CLIENT_PROHIBITION	4
0x100	STRUCTEDINCOMEBOND_CLIENT_PROHIBITION	8
0x200	REPO_CLIENT_PROHIBITION	—
0x400	CLOSEDFUND_CLIENT_PROHIBITION	5
0x800	DELISTED_CLIENT_PROHIBITION	—

Table 50. Format of message `TradingInstrumentStatus`: `msgid=2031`, `size=96`, `keys=instrument`

Offset	Field	Datatype	Description
	[frame]	[frame]	Session header
0	[header]	[header]	Header
22	instrument	[instrument]	Component specifying trading instrument
28	trading_status	int1	Current status of trading instrument. Values: <ul style="list-style-type: none"> • 2 (HALT): trading is halted; • 17 (TRADING): trading in progress; • 18 (NO_TRADING): no trading; • 102 (CLOSE): trading during closing auction; • 103 (CLOSE_PERIOD): trading during close period; • 107 (DISCRETE_AUCTION): trading during discrete auction; • 118 (OPEN): trading during opening auction; • 120 (FIXED_PRICE_AUCTION): trading at closing auction price

Topics

Offset	Field	Datatype	Description
29	reserved	char2+1	Reserved field. To be filled with null byte
32	comment	char63+1	Comments

Table 51. Format of message `TradingInstrumentLimits`: msgid=2032, size=42, keys=instrument_id

Offset	Field	Datatype	Description
	[frame]	[frame]	Session header
0	[header]	[header]	Header
22	instrument_id	int4	Trading instrument ID
26	limit_up	dec8	Price limit up
34	limit_down	dec8	Price limit down

Table 52. Format of message `BorrowingStatus`: msgid=2033, size=27, keys=instrument_id

Offset	Field	Datatype	Description
	[frame]	[frame]	Session header
0	[header]	[header]	Header
22	instrument_id	int4	Trading instrument ID
26	borrowing_status	int1	Short selling availability for the instrument. Values: <ul style="list-style-type: none"> • 1 (HARD_TO_BORROW): Short selling unavailable; • 2 (EASY_TO_BORROW): Short selling available

4.9. System information topic



*Snapshot is aggregation of all current data. Updates **replace** earlier data.*

The topic of parameters depending on the system state. The topic ID is `topic=SysProperties`. The topic transmits the `SysProperties` messages.

Table 53. Format of message `SysProperties`: msgid=864, size=30, keys=key

Offset	Field	Datatype	Description
	[frame]	[frame]	Session header
0	[header]	[header]	Header
22	key	int4	Key. Values: 1 and 2
26	data_offset	int2	Offset of the first byte from the beginning of the <code>data</code> field
28	data_count	int2	Byte length of the <code>data</code> field

Topics

Offset	Field	Datatype	Description
	> data	char	Key-dependent data

The `data` field contains data that depends on the key value in the `key` field.

Table 54. Data dependence on key value

Key	Data description
1	Time of day when Day, IOC, FOK orders are no longer accepted, HH:MM:SS, UTC
2	Time of day when morning session finishes, HH:MM:SS, UTC

5. Protocol specification

5.1. Session layer

5.1.1. Discovery service

The Discovery service provides a host address for client connections to the trading system gateway. The client should request the service for address allocation each time before connecting to the gateway. Upon receipt of response, the client should disconnect from the login server and connect to a gateway through the received address.

For the address for accessing the Discovery service, please refer to document *Network Connectivity*.

After establishing connection with the Discovery service, the client should send the `Hello` message. The message contains the session header `frame` (for more details, refer to Section 3.2). The client should specify login and password, and the IP address of the client must be authorized for the specified login (user ID).

Table 55. Format of message `Hello`: msgid=1, size=32

Offset	Field	Datatype	Description
	[frame]	[frame]	Session header
0	login	ascii16	Login
16	password	ascii16	Password

In response to request, the server sends the `Report` message. If this message has `status=0`, the message contains repetitive component `Report_Address`; the number of component records will be specified in the field `addresses_count` (for more details on processing of repeating groups, refer to Section 3.4). The component includes fields `type` (gateway attribute) and `address` (host address and gateway port). Gateway attributes may combine.

After the trading system responds, the gateway will expect the client's login connection to the specified address. In case of failure, the client is recommended to make two additional connection attempts with an interval of half a second. If the login is invalid or blocked, the server response will contain `status=1`.

Table 56. Format of message `Report`: msgid=2, dynamic size

Offset	Field	Datatype	Description
	[frame]	[frame]	Session header
0	status	int2	Request status. Values: <ul style="list-style-type: none"> 0 (Success): success; 1 (Fail): reject due to invalid login/password
2	reason	char127+1	Textual description
130	addresses_offset	int2	Offset of the first <code>addresses</code> entry from the beginning of this field
132	addresses_count	int2	Number of the <code>addresses</code> group entries
	> addresses	[Report_Address]	Address list

Table 57. Format of component Report_Address: size 52 bytes

Offset	Field	Datatype	Description
0	type	int2	Gateway attributes, bit mask. Values: <ul style="list-style-type: none"> • 0x1 (Transaction): trading; • 0x2 (DropCopy): drop-copy; • 0x4 (Risk): risk management; • 0x8 (Dictionary): dictionaries; • 0x10 (MarketData): market data recovery; • 0x4000 (Backup): backup
2	ver	int1	Interface version
3	pad0	int1	Reserved field, filled with zero bytes
4	address	char47+1	Address of host and gateway port

5.1.2. Session initialization

A session is established over a network connection between the client's system and the gateway of the trading system.

Once connection is established, the client can send the Login message to initiate a session. The message includes the user ID and the password. The system validates the authentication parameters and answers with the Logon message and so the session is active. Upon receipt of a malformed Login message or invalid login/password, the server breaks the connection.

A login may have a single concurrent session. If the server detects a second connection attempt via the same login while a valid session is already underway, the server will respond with Reject.

Table 58. Format of message Login: msgid=8001, size=37

Offset	Field	Datatype	Description
	[frame]	[frame]	Session header
0	login	ascii16	Login
16	password	ascii16	Password
32	reset_seq	int1	Reset sequence numbers indicator. Values: <ul style="list-style-type: none"> • 0 (no): sequence numbers continue; • 1 (yes): sequence numbers reset
33	heartbeat_ms	int4	Heartbeat frequency in milliseconds

Table 59. Format of message Logon: msgid=8101, size=24

Offset	Field	Datatype	Description
	[frame]	[frame]	Session header
0	last_seq	int8	Last application message available to client. If altered from the last received message, Re-sendRequest is to be sent
8	expected_seq	int8	Next application message expected from client
16	system_id	ascii8	Deployment ID

5.1.3. Keeping session in active state

The client and the gateway must exchange `Heartbeat` messages to maintain session in active state. Heartbeat must be sent, if no session or application message has been sent within the heartbeat interval.

When initiating a session, the client sets the heartbeat interval in the field `heartbeat_ms` of the `Login` message.

If the server detects that the client has not sent any messages, including the `Heartbeat` messages, for a period longer than the specified interval, the system will break the connection. The client is expected to do the same, if inactivity is detected on the part of the server.

Table 60. Format of message `Heartbeat`: `msgid=8103, size=0`

Offset	Field	Datatype	Description
	[frame]	[frame]	Session header

5.1.4. Send rate limit for session messages

The rate at which a client can send session level messages into the system is limited. When client's send rate exceeds the limit, the system terminates the user session.

5.1.5. Message numbers

All application messages have a unique number throughout the trading day. Messages by each session side (the client and the gateway) are sequentially numbered with positive integers starting with 1. This allows to request and resend messages lost in case of unexpected disconnection.

Sequence numbers are not assigned to session messages — the `seq` value is always 0.

In order to maintain sequential numbering of messages, at session initialization the gateway provides two key values in its `Logon` message — the number of the last message sent (`last_seq`) and the expected number of the following message (`expected_seq`).

The gateway accumulates messages addressed to the client even when no connection established. If the `last_seq` field is greater than the last message received during the previous session, the client should request not received messages via the `ResendRequest`.

If the message number differs from the expected one, the gateway terminates the connection. After disconnection, the client should reconnect by addressing the `Discovery` service and restore the number of messages according to the values obtained in the `Logon` message from the gateway. The gateway never initiates a change in numbering when receiving a message with the number higher than expected.

The trading system supports continuous message numbering between trading sessions, including trading days. The client should set `reset_seq=1` in message `Login` at session initialization to reset numbering.

5.1.6. Message resend request

If the client's system has not been connected to the gateway for some time, the gateway may accumulate messages intended for the client, but not received by him. In order to be convinced of the presence of such messages, it is necessary to compare the `seq` number of the last received message with the `last_seq` number in the `Logon` message. If the numbers are different, the client should use the `ResendRequest` message to retrieve the missed messages.

The client can request missed messages sent during the current and previous trading days. If the client forcefully resets the message numbering (`reset_seq = 1` in the `Login` message), then the request for missed messages which were sent prior to this reset is not possible.

The `ResendRequest` message must contain the number of the first message in the `from_seq` field and the number of the last message in the `till_seq` field within the requested messages range. Possible request parameters are listed below:

1. `from_seq=n, till_seq=m` — request for messages from n to m but not exceeding the maximum available number.
2. `from_seq=0, till_seq=n` — request for messages from the lowest number available to n but not exceeding the maximum available number.
3. `from_seq=n, till_seq=0` — request for messages from n to the last number available but not exceeding the maximum available number.

4. `from_seq=0, till_seq=0` — request for all available messages but not exceeding the maximum available number.

The number of requested messages in one request cannot exceed the specified value (for more details, refer to document *Network Connectivity*, Section 1.3). To request more messages, the client should send multiple consecutive `ResendRequest` messages.

Table 61. Format of message `ResendRequest`: `msgid=8005, size=16`

Offset	Field	Datatype	Description
	[frame]	[frame]	Session header
0	<code>from_seq</code>	int8	First requested message
8	<code>till_seq</code>	int8	Last requested message

In response to a correctly formed request, the trading system will transmit requested messages, preceding the sending by the `ResendReport` message with the `ACK` status. When messages are complete, the gateway will send the `ResendReport` message with status `MORE` or `FINISH`. The `MORE` status means that the number of the last message within the requested messages range is less than the number of the last message sent by the gateway. That is, there are messages that are not included in the request output. They could have been generated during the request execution, or the number of messages in one request exceeded the specified value. In this case, another `ResendRequest` message should be made.

If the recovery of missed messages is performed by means of several consecutive `ResendRequest` messages, each subsequent request should be performed after receiving all messages of the previous request. Otherwise, it will be rejected by the `ResendReport` message with the `DUPLICATE_REQUEST` status.

When connecting for the first time in the current trading day, it is recommended to use a request with parameters `from_seq = -1, till_seq = 0`. If, after sending, the gateway returns the `ResendReport` message with the `MORE` status, you should send another request, indicating in the `from_seq` field a number one more than the last one forwarded message, and `till_seq = 0`.

To recover missed messages after reconnection, you must send a request with the parameters `from_seq = n, till_seq = s`, where `n` is the number of the last received message before the connection was terminated plus one, and `s` is the number of the last message available to the client (`last_seq` field) received in the `Logon` message. If, after sending, the gateway returns the `ResendReport` message with the `MORE` status and the client has not yet received messages with the specified numbers, another request should be sent, indicating in the `from_seq` field a number one more than that of the last forwarded message, and `till_seq = s`.



The ResendRequest is processed by the gateway in parallel with the sending of current messages. That is, the client can receive both missed messages and messages sent after connecting. The client system must independently restore the correct order of received messages based on their seq numbers.

Table 62. Format of message `ResendReport`: `msgid=8105, size=2`

Offset	Field	Datatype	Description
	[frame]	[frame]	Session header
0	<code>status</code>	int2	Request status. Values: <ul style="list-style-type: none"> • 0 (<code>ACK</code>): gateway is ready to respond to a request; • 1 (<code>MORE</code>): gateway executed the query and still has data for client; • 2 (<code>FINISH</code>): all available data sent to the client; • 3 (<code>DUPLICATE_REQUEST</code>): server busy with the previous <code>ResendRequest</code>; • 4 (<code>UNAVAILABLE</code>): recovery service unavailable

5.1.7. Message numbers reset by the client

The client may change the number of expected message at the gateway. For this purpose, the client should send `SequenceReset` specifying next message number in the `next_seq` field. At that, the new number shall not be less than the current value at the gateway.

Table 63. Format of message `SequenceReset`: msgid=8004, size=8

Offset	Field	Datatype	Description
	[frame]	[frame]	Session header
0	next_seq	int8	Next sequence number expected from client

5.1.8. Message numbers reset by the trading system

In response to `ResendRequest`, the trading system may also send the `GapFill` request to change the number of message expected by the client. The trading system sends `GapFill` to the client to skip update of topic.

Table 64. Format of message `GapFill`: msgid=8106, size=8

Offset	Field	Datatype	Description
	[frame]	[frame]	Session header
0	next_seq	int8	Next sequence number to be expected by the recipient

5.1.9. Session termination

The server or the client sends `Logout` to terminate the session and expects the other party to disconnect.

Table 65. Format of message `Logout`: msgid=8002, size=16

Offset	Field	Datatype	Description
	[frame]	[frame]	Session header
0	login	ascii16	Login, client gateway ID

5.1.10. Message rejection

If the client's message is either malformed or contains invalid values, the system rejects such message and responds with `Reject`. The `ref_msgid` field specifies message type, `ref_seq` contains the application level message number or has 0 for session message, fields `reason` and `message` contain, correspondingly, code of rejection reason and its description.

Table 66. Format of message `Reject`: msgid=8102, size=45

Offset	Field	Datatype	Description
	[frame]	[frame]	Session header
0	ref_seq	int8	Sequence number of rejected message
8	ref_msgid	int2	Type of rejected message
10	reason	int2	Code of rejection reason
12	message	char32+1	Rejection parameters or textual description

5.1.11. Disconnection

System disconnects when receiving message:

- with unknown value of `msgid`,

- with a `size` incorrect for the specified message type,
- with a `seq` number other than expected.

5.1.12. Data request

To request data, client should send `TopicRequest` to the trading system gateway specifying `topic` ID and `mode` (snapshot or snapshot and updates). The client does not have to fill the `clorder_id` field.

The client can specify the range of requested messages through `topic_seq` and `topic_seqend` fields:

- `topic_seq=n, topic_seqend=m` — request for messages from n to m .
- `topic_seq=0, topic_seqend=n` — request for messages from the lowest number available to n .
- `topic_seq=n, topic_seqend=0` — request for messages from n to the last number available.
- `topic_seq=0, topic_seqend=0` — request for all available messages.

If a request can be processed, the client will receive the `TopicReport` message and after that should expect data messages. In case of requesting a topics snapshot for Clearing positions, Members' funds, Risk parameters, Trading members' references and Instrument references, the client can receive updates along with the requested messages. After data transfer is completed, the client will also receive `TopicReport`.

If a request is incorrect or cannot be processed, the client will receive the `TopicReject` message.

For more details about interaction with gateway, refer to Section 2.1.



If you want to request a new topic, wait until you have received all messages, related to the previous topic request, to avoid network overload.

Table 67. Format of message `TopicRequest`: `msgid=301, size=101`

Offset	Field	Datatype	Description
	[frame]	[frame]	Session header
0	[user_header]	[user_header]	Standard header
20	topic	ascii64	Topic ID
84	topic_seq	int8	First number of requested messages
92	topic_seqend	int8	Last number of requested messages
100	mode	int1	Broadcast mode. Values: <ul style="list-style-type: none"> • 0 (DATA_SLICE): snapshot; • 1 (SUBSCRIBE): snapshot and subsequent updates

5.1.13. Updates canceling

To stop receiving updates the client should send `TopicCancel` to the trading system gateway specifying one or both topic identifiers — `topic` and `topic_id`.

In case of successful request processing, the updates will be canceled and the client will receive the `TopicReport` message with `status=2`. Still for some time after the report client may continue receiving messages with data.

If a request is incorrect or cannot be executed, the client will receive the `TopicReject` message.

For more details about interaction with gateway, refer to Section 2.2.

Table 68. Format of message `TopicCancel`: `msgid=302, size=88`

Offset	Field	Datatype	Description
	[frame]	[frame]	Session header

Offset	Field	Datatype	Description
0	[user_header]	[user_header]	Standard header
20	topic	ascii64	Topic ID
84	topic_id	int4	Numerical ID of topic

5.1.14. Report on executing request

The client will receive the `TopicReport` message in the following cases:

- successful execution of the data request [TopicRequest](#);
- successful execution of request to cancel updates [TopicCancel](#);
- completion of snapshot transmission.

The message includes reference fields `topic_lastseq` (the number of the last message generated in the topic) and `topic_lastseqsent` (the number of the last message sent to the client).

Table 69. Format of message `TopicReport`: msgid=401, size=134

Offset	Field	Datatype	Description
	[frame]	[frame]	Session header
0	[gate_header]	[gate_header]	Standard header
46	topic	ascii64	Topic ID
110	topic_id	int4	Numerical topic ID
114	status	int2	Status of data transfer. Values: <ul style="list-style-type: none"> • 0 (DATA_SLICE): snapshot transfer; • 1 (ADD_SUBSCRIBE): snapshot transfer with updates; • 2 (DEL_SUBSCRIBE): cancellation of updates
116	marker	int2	Indicator of start and finish of data transfer. Values: <ul style="list-style-type: none"> • 0 (START): start of data transfer; • 1 (END): end of the data transfer; • 2 (SLICE_END): snapshot transfer completed
118	topic_lastseq	int8	Number of the last message generated in the topic
126	topic_lastseqsent	int8	Number of the last message sent to the client

5.1.15. Report on rejecting request

If the client's request is incorrect or cannot be processed, the client will receive the [TopicReject](#) message. The reason for rejection is specified in the `reason` field.

The `TopicReject` message includes reference fields `topic_lastseq` (the number of the last message generated in the topic) and `topic_lastseqsent` (the number of the last message sent to the client).

For streams with `Trades` and `IQ` identifiers (refer to document *Network Connectivity*) in the `TopicReject` messages, the number in the `topic_firstseq` field is the same as the number of the first available message.

Table 70. Format of message `TopicReject`: msgid=402, size=142

Offset	Field	Datatype	Description
	[frame]	[frame]	Session header
0	[gate_header]	[gate_header]	Standard header
46	topic	ascii64	Topic ID
110	topic_id	int4	Numerical topic ID
114	status	int2	Status of data transfer. Values: <ul style="list-style-type: none"> • 0 (DATA_SLICE): snapshot transfer; • 1 (ACTIVE): snapshot transfer with updates; • 2 (INACTIVE): no data transfer
116	reason	int2	Reason for rejection. Values: <ul style="list-style-type: none"> • 1 (BAD_TOPIC): invalid topic identifier; • 2 (ALREADY_SUBSCRIBED): transfer in progress already; • 3 (NOT_SUBSCRIBED): transfer was not requested; • 4 (DATA_NOT_AVAILABLE): data not available; • 5 (DUPLICATE_REQUEST): repeated request; • 6 (BAD_SEQ): invalid message number in the topic; • 7 (BAD_MODE): invalid mode
118	topic_firstseq	int8	Number of the first message since the beginning of the trading day
126	topic_lastseq	int8	Number of the last message generated in the topic
134	topic_lastseqsent	int8	Number of the last message sent to the client

5.2. Application layer

5.2.1. Send rate limit for client requests

The rate at which a client can send requests into the system is limited. There are two limits:

1. When the first threshold of send rate is reached, the system starts declining the application level requests and transmits the report on rejecting request with reason "Number of messages exceeded limit".
2. When the second threshold of send rate is reached, the system terminates the user session.

5.2.2. Changing client limits

5.2.2.1. Request for limit change

The client should send the `LimitRequest` message to the trading system gateway to change client instrument limits. The `LimitRequest` message can only be sent by the login levels `LEVEL_TM` and/or `LEVEL_CG`.

It should contain the client order identifier `clorder_id`, unique during the trading day for each login, and the balance instrument identifier `balance_id`, which limit is to be changed (available for balance instruments: `Currency`, `Issue` and `Bond`).

A limit can be set for several entities: a client code, a group of client codes, a clearing account or an analytic clearing account. The type of entity should be specified in the `entity_type` field, the identifier of a specific entity should be specified in the `entity_id` field.

The parameter of limit change should be set in the `flags` field.

Limit can be decreased or increased by a value specified in the `amount` field.

In response to a valid request, the trading system will send the [LimitReport](#) message to the client. A request, containing invalid data, will be rejected by the [RejectReport](#) message. For more details about an interaction with gateway, refer to Section [2.3](#).

Table 71. Format of message `LimitRequest`: msgid=501, size=67

Offset	Field	Datatype	Description
	[frame]	[frame]	Session header
0	[user_header]	[user_header]	Standard header
20	balance_id	int8	Balance instrument ID
28	entity	[account_entity]	Component specifying entity of limit
49	mode	int1	Limit changing mode. Values: <ul style="list-style-type: none"> • 1 (Enrolment): deposit; • 2 (Withdrawal): withdrawal
50	flags	int8	Bit mask of limit change. Values: <ul style="list-style-type: none"> • 0x100 (FORCED_UPDATE): not to verify a non-increase in initial margin (IM) arrears (“hard” withdrawal); • 0x400 (FORCED_ASSET_UPDATE): not to verify asset presence in case of withdrawal
58	amount	decn	Volume of limit change

5.2.2.2. Report on changing limit

After limit is changed as result of the [LimitRequest](#) message, the client will receive a report on changing limit `LimitReport`. The report contains a new limit value in the `amount_rest` field.

Table 72. Format of message `LimitReport`: msgid=601, size=102

Offset	Field	Datatype	Description
	[frame]	[frame]	Session header
0	[gate_header]	[gate_header]	Standard header
46	balance_id	int8	Balance instrument ID
54	entity	[account_entity]	Component specifying entity of limit
75	mode	int1	Limit changing mode. Values: <ul style="list-style-type: none"> • 1 (Enrolment): deposit; • 2 (Withdrawal): withdrawal

Offset	Field	Datatype	Description
76	flags	int8	Bitmask of limit change. Values: <ul style="list-style-type: none"> 0x100 (FORCED_UPDATE): not to verify a non-increase in initial margin (IM) arrears (“hard” withdrawal); 0x400 (FORCED_ASSET_UPDATE): not to verify asset presence in case of withdrawal
84	amount	decn	Volume of limit change
93	amount_rest	decn	Actual size of limit after operation

5.2.2.3. Report on rejecting LimitRequest

The [LimitRequest](#) message containing incorrect values will be rejected by the [RejectReport](#) message. Reasons for rejection are specified in the `reason` field, and the `message` field may contain detailed description of rejection reasons or parameters.

Table 73. Format of message [RejectReport](#): msgid=201, size=91

Offset	Field	Datatype	Description
	[frame]	[frame]	Session header
0	[gate_header]	[gate_header]	Standard header
46	market	int2	Liquidity pool rejecting client’s order (for a description of values, refer to Section 3.6)
48	reason	int2	Code of rejection reason
50	message	char32+1	Rejection code parameters or textual description of the rejection reason
83	extra_data0	int8	Reserved field. To be filled with null byte

5.2.3. Conversion of price to yield

5.2.3.1. Request for conversion of price to yield

The client should send the [YieldConversionRequest](#) message to the trading system gateway to convert price to yield (or yield to price).

The request should contain the client order identifier `clorder_id`, unique during the trading day for each login, and the balance instrument identifier `instrument_id`, which the conversion is performed. The `market_id` field should contain 0.

The conversion can be performed in two directions: from price to yield and from yield to price (must be specified in the `conversion_dir` field). Yield type should be specified in the `yield_type` field.

The value for conversion should be specified in the `value` field.

In response to a valid request, client will receive the [YieldConversionReport](#) message containing the conversion result.

Table 74. Format of message [YieldConversionRequest](#): msgid=514, size=36

Offset	Field	Datatype	Description
	[frame]	[frame]	Session header

Protocol specification

Offset	Field	Datatype	Description
0	[user_header]	[user_header]	Standard header
20	instrument	[instrument]	Component specifying trading instrument. Value of the market_id field is 0
26	conversion_dir	int1	Direction of conversion. Values: <ul style="list-style-type: none"> • 0 (YIELD_TO_PRICE): from yield to price; • 1 (PRICE_TO_YIELD): from price to yield
27	yield_type	int1	Type of yield. Values: <ul style="list-style-type: none"> • 0 (YTM): effective yield to maturity; • 1 (YnTM): nominal yield to maturity
28	value	dec8	Value to convert

5.2.3.2. Report on conversion of price to yield

The report contain the client order identifier `clorder_id`, the conversion result is specified in the `result` field.

Table 75. Format of message YieldConversionReport: msgid=614, size=70

Offset	Field	Datatype	Description
	[frame]	[frame]	Session header
0	[gate_header]	[gate_header]	Standard header
46	instrument	[instrument]	Component specifying trading instrument
52	conversion_dir	int1	Direction of conversion. Values: <ul style="list-style-type: none"> • 0 (YIELD_TO_PRICE): from yield to price; • 1 (PRICE_TO_YIELD): from price to yield
53	yield_type	int1	Type of yield. Values: <ul style="list-style-type: none"> • 0 (YTM): effective yield to maturity; • 1 (YnTM): nominal yield to maturity
54	value	dec8	Value to convert
62	result	dec8	Result of conversion

Appendix A. Error codes

Table 76. Error codes list

Code	Description
0	Ok
1	Sell short is not allowed.
5	Missed tag.
100	Filled excess tag.
999	Internal error.
1000	Incorrect login.
1001	Incorrect instrument.
1002	Incorrect client ID.
1003	Invalid member_id.
1004	Invalid account.
1005	Incorrect client group.
1006	Incorrect exchange.
1007	Instrument not traded.
1008	Invalid routing options.
1100	Invalid order direction.
1101	Incorrect price.
1102	Incorrect price_extra.
1103	Incorrect amount.
1104	Incorrect amount_extra.
1105	Invalid order type.
1106	Invalid time_in_force.
1107	Invalid passive_only.
1108	Invalid auto_cancel.
1109	Invalid flags.
1110	Invalid mode.
1111	Incorrect clorder_id.
1112	Incorrect orig_clorder_id.
1113	Invalid prime_exchange.
1114	Invalid date_expire.
1115	Invalid comment.

Error codes

Code	Description
1116	Invalid level.
1117	Invalid trade_mode.
1200	Invalid segment.
1201	Incorrect extra1.
1202	Incorrect OTC code for negotiated trade initiator.
1203	Incorrect OTC code for counter party.
1204	Invalid order_type for this instrument.
1205	Order_type not supported by exchange.
1206	Invalid order_type for Client ID.
1207	Incorrect price for this order_type.
1208	Incorrect amount_extra for this order_type.
1209	Invalid time_in_force for this order_type.
1210	Invalid flags for this order_type.
1211	Invalid instrument for replacement mode.
1212	Invalid member_id for replacement mode.
1213	Invalid client_id for replacement mode.
1214	Invalid account for replacement mode.
1215	Invalid parameters of rejected counter order.
1216	Invalid replacement parameters.
1217	Invalid time_in_force for this instrument.
1218	Invalid replacement mode for this login.
1219	Invalid flags for this instrument.
1300	Both orig_clorder_id and order_id filled.
1301	Duplicate clorder_id.
1302	Price exceeds limits.
1303	Order type not supported for this client ID.
1304	Order type not supported by exchange.
1305	Invalid prime_exchange for this instrument.
1306	Liquidity pool unavailable for client ID.
1307	Invalid order_type for this instrument.
1308	User has no permissions to cancel orders of account specified.
1309	User has no permissions to replace orders of account specified.

Error codes

Code	Description
1310	User has no permissions to reject this order.
1311	Order currently being replaced.
1312	Order sent before system crash, but received after recovery.
1313	Limitation not available for this instrument.
1314	User has no permissions to use this mode.
1315	This exchange is prohibited for clearing member.
1316	This exchange is prohibited for trade member.
1317	Order submission via the login is blocked.
1318	Order submission via the login is blocked for the client code.
1319	Order submission via the login is blocked for the TCA.
1400	Instrument not available for market maker.
1401	No permissions to trade this instrument.
1402	No permissions to indicate 'No matching another market maker's orders'.
1403	Client has no permissions to trade with using this account.
1404	Liquidity pool not available for this smart order router.
1405	No permissions to trade this instrument category.
1500	Trade engine IDs (te_id) do not match.
1501	Incorrect te_id.
1502	Request received during the limited margin update.
1700	User has no permission for limited margin service.
1701	Client has no permissions for limited margin service.
1702	Client group has no permissions for limited margin service.
1703	Account has no permissions for limited margin service.
1704	Main account has no permissions for limited margin service.
1710	Invalid parameters for limited margin of client.
1711	Invalid parameters for limited margin of client group.
1712	Invalid parameters for limited margin of account.
1713	Invalid parameters for limited margin of main account.
1714	Request for limited margin update for client received when the previous request still processing.
1715	Request for limited margin update for client group received when the previous request still processing.
1716	Request for limited margin update for TCA received when the previous request still processing.
1717	Request for limited margin update for principal TCA received when the previous request still processing.

Error codes

Code	Description
1720	Incorrect limit for limited margin.
1721	Incorrect instrument limit for limited margin.
1722	Incorrect order limit for limited margin.
1723	Incorrect extra limit for limited margin.
1750	Insufficient limit for limited margin of client.
1751	Insufficient instrument limit for limited margin of client.
1752	Insufficient order limit for limited margin of client.
1753	Insufficient extra limit for limited margin of client.
1754	Insufficient limit for limited margin of client group.
1755	Insufficient instrument limit for limited margin of client group.
1756	Insufficient order limit for limited margin of client group.
1757	Insufficient extra limit for limited margin of client group.
1758	Insufficient limit for limited margin of account.
1759	Insufficient instrument limit for limited margin of account.
1760	Insufficient order limit for limited margin of account.
1761	Insufficient extra limit for limited margin of account.
1762	Insufficient limit for limited margin of main account.
1763	Insufficient instrument limit for limited margin of main account.
1764	Insufficient order limit for limited margin of main account.
1765	Insufficient extra limit for limited margin of main account.
1766	The client has active orders of limited margin.
1767	The client group has active orders of limited margin.
1768	The TCA has active orders of limited margin.
1769	The principal TCA has active orders of limited margin.
1770	Limited margin suspended for client.
1771	Limited margin suspended for client group.
1772	Limited margin suspended for account.
1773	Limited margin suspended for main clearing account.
1780	Invalid liquidity pool for limited margin service.
1800	Incorrect yield type specified.
1801	Incorrect yield conversion direction specified.
1980	Invalid stages in info field.

Error codes

Code	Description
2100	Account does not belong to member_id.
2200	No permissions to submit trading instructions.
2201	Client group level prohibition is set.
2202	Trade member level prohibition is set.
2203	Clearing member prohibition is set.
2204	Trade administrator level prohibition is set.
2300	No permissions to place an unsecured order.
2400	No permissions to cancel order.
2600	No permissions to set limit for clearing account.
2601	No permissions to set limits for client ID.
2602	No permissions to set limits for client group.
2603	Invalid type.
2604	Invalid value.
2605	Ambiguous type.
2700	Client ID has insufficient funds.
2701	Client ID has insufficient assets.
2702	Client group has insufficient funds.
2703	Client group has insufficient assets.
2704	Account has insufficient funds.
2705	Account has insufficient assets.
2706	Main clearing account has insufficient funds.
2707	Main clearing account has insufficient assets.
2708	Clearing member has insufficient funds.
2709	Insufficient blocked assets.
3000	Market or IOC order expired after no trades.
3001	Order canceled after no trades, to avoid a cross trade.
3002	Order canceled after no trades, to avoid a crossed book.
3003	Client order not found.
3004	Instrument trading suspended.
3005	User has no permission to trade this instrument during the current trading period.
3100	TCA of maker and that of taker have no conversion bank indicator.
3911	Incorrect te_id.

Error codes

Code	Description
4000	ECN not available or no liquidity pool available.
4001	The specified liquidity pool not available.
4002	Order forcedly routed to a liquidity pool after rejected by risk management at the trading system.
4003	Client ID not registered at all the available liquidity pools.
4004	Client ID not registered at the trading system.
4005	Client ID not registered at liquidity pool.
4006	Order cannot be routed to any liquidity pool.
4100	Order pending cancel.
4101	The order was rejected by an external platform.
4200	Invalid client for TCA registered at liquidity pool.
4201	Invalid TCA for liquidity pool.
5000	Invalid application message type.
5001	Invalid routing_dest.
5002	Invalid message type for this login.
5003	Login has no permissions to submit such instruction.
5200	User already logged in.
5201	Discovery service settings timeout.
5202	Incorrect heartbeat_ms.
5203	Incorrect user ID / password.
5204	Incorrect message sequence number.
5205	Invalid session message type.
5206	User not logged in.
5207	Another resend request processing in progress.
5208	Incorrect range limit.
5209	Invalid reset_seq.
5210	Requested messages range excess.
5211	Invalid session message size.
5212	Disconnected by the operator.
5300	Invalid topic.
5301	Snapshot with updates has already been requested.
5302	Snapshot with updates has not been requested.
5303	Requested data not available.

Error codes

Code	Description
5304	Another request processing in progress.
5400	Reset_seq indicated, but seqnums cannot be reset.
5401	Number of messages exceeded limit.
5601	Both account and parties filled.
7000	Order canceled before sending to ASTS.
7001	Order canceled as no answer received.

Also you can get errors come in range —11000-11999. These are the error codes returned by the trading system of the Moscow stock exchange (ASTS). To get the ASTS error id , you need to subtract 11000 from the internal error id. The description of these errors, a client can get from the ASTS documentation.

Appendix B. Revision History

Version 1.10.0 December 24, 2015

1. Added component extra_data to the message [PositionUpdate](#).
2. The field amount_rest_extra is removed from message [ClearingTrade](#), added components clr_repo_deals and transfers, and changed the field value msgid.
3. In message [User](#) added fields login_flags and rights_flags and changed the field value msgid.
4. In message [Instrument](#) added fields is_test, te_id, and be_mode, removed field reserved, and changed the field value msgid.
5. In component [Underlying](#) added field flags and changed the dimensions of field qty.
6. The composition of component [clr_deal](#) changed.

Version 1.9.0 July 2, 2015

The order of fields trade_mode_id and reserved changed in the message table [Instrument](#).

Version 1.8.0 June 19, 2015

The format of message [Instrument](#) changed: size of field trade_mode_id reduced to 2 bytes and added by field reserved in front of it.

Version 1.7.1 June 4, 2015

The message header [LimitReport](#) corrected.

Version 1.7.0 May 12, 2015

1. Messages for changing risk parameters added.
2. Risk parameters stream added.
3. New error codes added to application [A](#): DENY_CLIENT_ACCOUNT, BAD_SOR_EXCHANGE, BAD_TYPE, BAD_VALUE, AMBIGUOUS_TYPE, INSUFFIC_BLOCKED_ASSETS and error codes ranging from 8300 to 8325.

Version 1.6.1 March 25, 2015

Sequence of records in field [fee_rate](#) corrected.

Version 1.6.0 February 20, 2015

1. Field accrued_interest added to message Spot.
2. Field individual_retirement_account added to message Client.

Version 1.5.0 February 11, 2015

1. Message TradingInstrumentLimits added to instrument streams.
2. Fields limit_up and limit_down added to message Instrument.
3. Field is_ext_close added to message TradeModes.
4. Gateway mode when sending notification TopicReport corrected.
5. New extra_ref field added and size of field extra1 changed in the Trade message .
6. Fields reg_num, issuer_name, issuer_country, face_value, face_value_currency, total_amount, security_type, issue_date, and quotation_list added to message Issue.
7. Fields reg_num, issuer_name, issuer_country, face_value, face_value_currency, issue_amount, security_type, issue_date и quotation_list added to message Bond.
8. Margin rates stream added (please refer to section [4.5](#)).
9. Field maturity_date renamed to maturity in message Bond.
10. Errors 1115, 1315, 1316, 8103, 8104, 8105, 8106, and 8201 added to error codes table.

Version 1.4.7 December 15, 2014

Value 3 added in field entity_type for component account_entity.

Version 1.4.6 November 28, 2014

Errors 9103, 9205, 9300, 9400, 9401, 9402, 9500, 9600, and 9601 added to error codes table.

Version 1.4.5 November 20, 2014

1. New value added to field mode for component Period.
2. New values added to field flags.
3. Trades.Transfer and Trades.Trade streams are not recommended for use as they will be absent in subsequent versions of the system.

Version 1.4.4 October 29, 2014

1. Subsection Supply added to section "Flow of Clearing Transactions and Transfers".
2. List of values revised in fields type and scalping_type of message Instrument.
3. Instrument streams updated.

Version 1.4.3 October 9, 2014

Identifiers of message and stream of ClientGroup guides updated.

Version 1.4.2 October 1, 2014

1. Changed msgid in messages Currency, Issue, Bond, Futures, Spot, Instrument.
2. Message TradingInstrumentLimits added to instrument streams.
3. Size of field code changed in messages Currency, Issue, Spot, Futures, and Bond.
4. Size field symbol changed in message Instrument.
5. Component instrument_status added to component ExchangeInstrument.
6. Field status replaced by component instrument_status in message Instrument.
7. Field ver added to report Discovery service.
8. Gateway mode when resending messages corrected (please refer to section [5.1.6](#)).
9. Size of field fee in component clr_deal corrected.

Version 1.3 August 26, 2014

1. Message Bond added to instrument streams.
2. Value msgid in the Trade message corrected.
3. Field buyback_amt deleted from component clr_deal, fields deal_amount and accr_interest added.
4. Field buyback_clr_id added to component deals.
5. Consistency of message numbering corrected (please refer to section [5.1.5](#)).

Version 1.2 July 31, 2014

1. Datatype of field amount in messages LimitRequest and LimitReport corrected.
2. Datatype of field amount_rest in message LimitReport corrected.
3. Datatype of fields free, reserve, current, and income in message FundsUpdate corrected.
4. Size of field source_id in component t_OTCCode corrected.
5. Message CombinedCommodity added to instrument streams.

Version 1.1 June 30, 2014

1. Datatype of fields type and tags in message User corrected.
2. Size of fields source_id, desc, and desc_ru in message OTCCode corrected.
3. Field member_id added to message OTCCode.
4. Size of fields desc, desc_ru, and segregation_type in message ClearingAccount corrected.
5. Size of fields name and name_ru in message Member corrected.
6. Field member_code added to message Member.
7. Size of fields name and name_ru in message Client corrected.
8. Datatype of field tag in message Client corrected.
9. Size of fields name and name_ru in message ClientGroup corrected.
10. Datatype of field tag in message ClientGroup corrected.
11. Field cfi_code added to message Currency.
12. Datatype of fields code, desc, desc_ru, and section in message Currency corrected.
13. Datatype of fields code, desc, desc_ru, and section in message Issue corrected.

Revision History

14. Fields isin and cfi_code added to message Issue.
15. Datatype of fields code, desc, desc_ru, and section in message Spot corrected.
16. Field cfi_code added to message Spot.
17. Datatype of fields code, desc, desc_ru, section, and exec_type in message Futures corrected.
18. Size of fields name and name_ru in message TradeModes corrected.
19. Datatype of fields symbol, desc, desc_ru, status, fee_schema, and curr_price in message Instrument corrected.
20. Fields desc and desc_ru deleted from component OTCCode.
21. Field member_id added to component OTCCode.
22. Size of field type in component ExchangeAccount corrected.
23. Datatype of type fields code_group, code, and code_extra in component ExchangeInstrument corrected.
24. Size of field type in component Period corrected.